

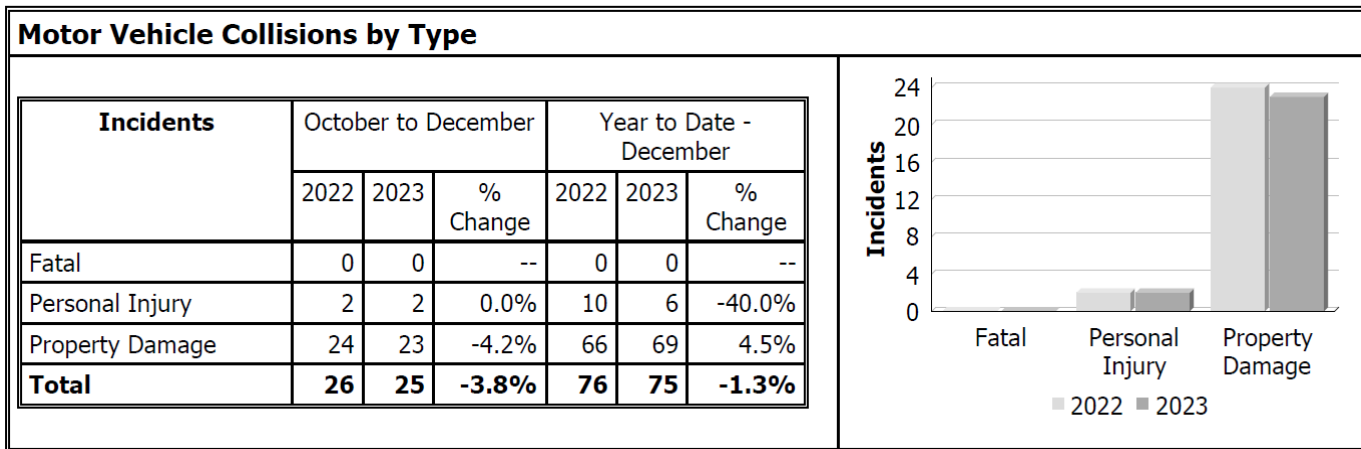
Red Lake / Ear Falls
Detachment Board
2023 Q4 Report



Calls for Service by Location

<u>2023</u>	<u>Q4</u>
Municipality of Red Lake	1090 e-ticket = 208 Total = 1298 2023 Total= 6148
Township of Ear Falls	140 e-ticket=135 Total = 275 2023 Total= 1047
First Nation Territory of Pikangikum	2137 2023 Total= 8082
Unorganized Area	14 e-ticket= 5 Total= 19 2023 Total= 132
Highways	215 2023 Total= 411
Q4 Total	3944 2023 Total= 15549 2022 Total= 13499 (15% increase)

**Police Services Board Report for Red Lake
Collision Reporting System
October to December - 2023**



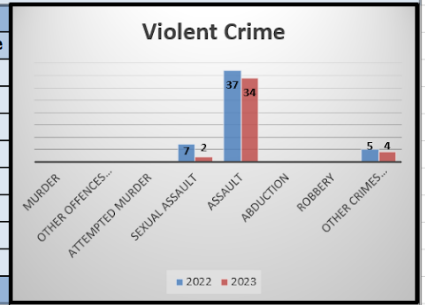
Two personal injury MVCs occurred in the Red Lake area. Injuries were deemed minor in nature.

The vast majority of the property damage MVCs as a result of road conditions and collisions with either moose or deer.

As indicated in the metrics above, 2022 CRS and 2023 CRS are in close relation, despite a slight increase of property damage MVCs.

Municipality of Red Lake Records Management System Metrics

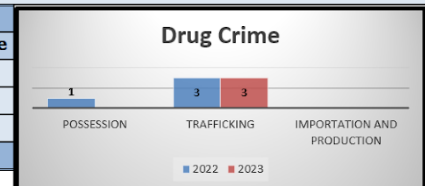
Violent Crime						
Actual	October to December			Year to Date - December		
	2022	2023	% Change	2022	2023	% Change
Murder	0	0	--	0	0	--
Other Offences Causing Death	0	0	--	0	0	--
Attempted Murder	0	0	--	0	0	--
Sexual Assault	7	2	-71.4%	33	21	-36.4%
Assault	37	34	-8.1%	147	137	-6.8%
Abduction	0	0	--	0	0	--
Robbery	0	0	--	0	0	--
Other Crimes Against a Person	5	4	-20.0%	24	33	37.5%
Total	49	40	-18.4%	204	191	-6.4%



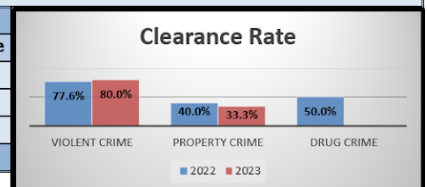
Property Crime						
Actual	October to December			Year to Date - December		
	2022	2023	% Change	2022	2023	% Change
Arson	0	0	--	0	0	--
Break & Enter	2	0	-100.0%	6	8	33.3%
Theft Over	1	0	-100.0%	3	5	66.7%
Theft Under	4	4	0.0%	17	28	64.7%
Have Stolen Goods	0	0	--	0	2	--
Fraud	6	7	16.7%	15	21	40.0%
Mischief	7	7	0.0%	25	32	28.0%
Total	20	18	-10.0%	66	96	45.5%



Drug Crime						
Actual	October to December			Year to Date - December		
	2022	2023	% Change	2022	2023	% Change
Possession	1	0	-100.0%	4	2	-50.0%
Trafficking	3	3	0.0%	9	12	33.3%
Importation and Production	0	0	--	0	0	--
Total	4	3	-25.0%	13	14	7.7%

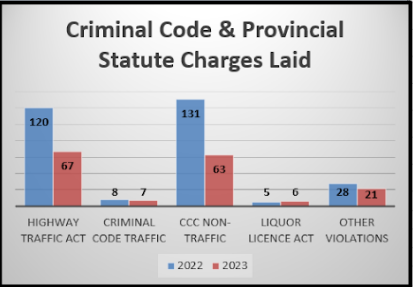


Clearance Rate						
Clearance Rate	October to December			Year to Date - December		
	2022	2023	Difference	2022	2023	Difference
Violent Crime	77.6%	80.0%	2.5%	79.9%	85.3%	5.4%
Property Crime	40.0%	33.3%	-6.7%	43.9%	47.9%	4.0%
Drug Crime	50.0%	0.0%	-50.0%	30.8%	35.7%	4.9%
Total (Violent, Property & Drug)	67.1%	62.9%	-4.2%	71.5%	72.7%	1.2%

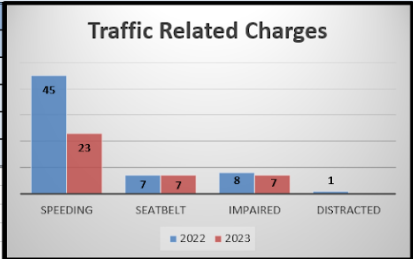


Municipality of Red Lake Charge Data

Criminal Code and Provincial Statute Charges Laid						
Offence Count	October to December			Year to Date - December		
	2022	2023	% Change	2022	2023	% Change
Highway Traffic Act	120	67	-44.2%	427	419	-1.9%
Criminal Code Traffic	8	7	-13%	64	53	-17%
CCC Non-Traffic	131	63	-52%	384	355	-8%
Liquor Licence Act	5	6	20%	30	31	3%
Other Violations	28	21	-25%	80	77	-4%

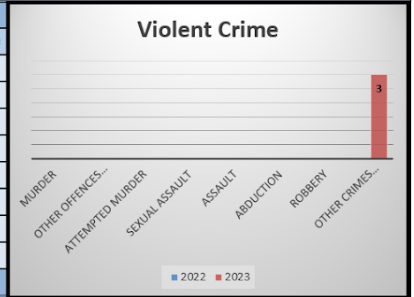


Traffic Related Charges						
Offence Count	October to December			Year to Date - December		
	2022	2023	% Change	2022	2023	% Change
Speeding	45	23	-48.9%	139	167	20.1%
Seatbelt	7	7	0.0%	33	46	39.4%
Impaired	8	7	-13%	64	53	-17%
Distracted	1	0	-100.0%	9	4	-55.6%

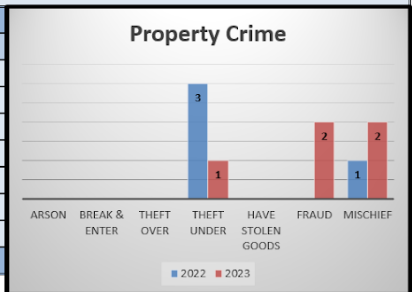


Township of Ear Falls Records Management System Metrics

Violent Crime						
Actual	October to December			Year to Date - December		
	2022	2023	% Change	2022	2023	% Change
Murder	0	0	--	0	0	--
Other Offences Causing Death	0	0	--	0	0	--
Attempted Murder	0	0	--	0	0	--
Sexual Assault	0	0	--	0	3	--
Assault	0	0	--	17	7	-58.8%
Abduction	0	0	--	0	0	--
Robbery	0	0	--	1	0	-1
Other Crimes Against a Person	0	3	--	4	7	75.0%
Total	0	3	--	22	17	-22.7%



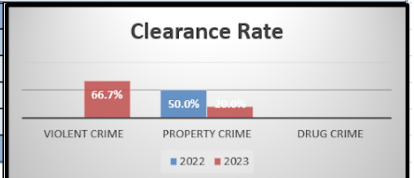
Property Crime						
Actual	October to December			Year to Date - December		
	2022	2023	% Change	2022	2023	% Change
Arson	0	0	--	0	0	--
Break & Enter	0	0	--	4	1	-75.0%
Theft Over	0	0	--	3	3	0.0%
Theft Under	3	1	-66.7%	6	6	0.0%
Have Stolen Goods	0	0	--	0	1	--
Fraud	0	2	--	4	5	25.0%
Mischief	1	2	100.0%	5	9	80.0%
Total	4	5	25.0%	22	25	13.6%



Drug Crime						
Actual	October to December			Year to Date - December		
	2022	2023	% Change	2022	2023	% Change
Possession	0	0	--	1	2	100.0%
Trafficking	0	0	--	4	0	-100.0%
Importation and Production	0	0	--	0	0	--
Total	0	0	--	5	2	-60.0%



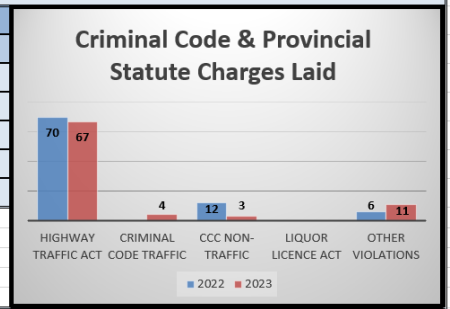
Clearance Rate						
Clearance Rate	October to December			Year to Date - December		
	2022	2023	Difference	2022	2023	Difference
Violent Crime	--	66.7%	--	95.5%	82.4%	-13.1%
Property Crime	50.0%	20.0%	-30.0%	22.7%	28.0%	5.3%
Drug Crime	--	--	--	80.0%	100.0%	20.0%
Total (Violent, Property & Drug)	50.0%	50.0%	0.0%	64.8%	60.4%	-4.4%



Township of Ear Falls Charge Data

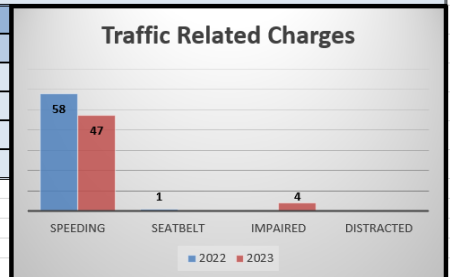
Criminal Code and Provincial Statute Charges Laid

Offence Count	October to December			Year to Date - December		
	2022	2023	% Change	2022	2023	% Change
Highway Traffic Act	70	67	-4.3%	235	257	9.4%
Criminal Code Traffic	0	4	Increase	13	23	77%
CCC Non-Traffic	12	3	-75%	71	32	-55%
Liquor Licence Act	0	0	--	10	11	10%
Other Violations	6	11	83%	29	31	7%



Traffic Related Charges

Offence Count	October to December			Year to Date - December		
	2022	2023	% Change	2022	2023	% Change
Speeding	58	47	-19.0%	185	189	2.2%
Seatbelt	1	0	-100.0%	6	2	-66.7%
Impaired	0	4	Increase	13	23	77%
Distracted	0	0	--	0	2	Increase



Red Lake - Ear Falls Detachment Board
2023 Q4 Data

Public Complaints	
Policy	2
Service	2
Conduct	0

OIPRD complaint involving two members. Currently the Professional Standards Unit is investigating, however from a command overview of the incident the members were acting in accordance with policy and legislation.

Daily Activity Reporting Patrol Hours	
Total Hours	2023/Oct to 2023/Dec
Number of Cruiser Patrol Hours	1,044.00
Number of Motorcycle Patrol Hours	0.00
Number of Marine Patrol Hours	2.50
Number of ATV Patrol Hours	0.00
Number of Snowmobile Patrol Hours	1.00
Number of Bicycle Patrol Hours	0.00
Number of Foot Patrol Hours	16.75
Number of School Patrol Hours	19.25

Staffing Updates	
Transfers:	Red Lake / Ear Falls Detachment did not see any member transfer in or out in Q4 of 2023. Two recruits will be reporting to the Red Lake Detachment early in Q1 of 2024.
Other:	Cadet Morgan began her duties at the Red Lake Detachment in Q4. The Cadet Program is aimed at reducing the workload of frontline members while preparing Cadet's for a career as a uniform member of the OPP.

Detachment Initiatives	
Number of Targeted Media Releases:	The Red Lake / Ear Falls Detachment continues to proactively contribute to the NWR OPP social media feeds. Recently the NWR Media Coordinator was in the detachment communities documenting our members and area for future content.
Crime and Traffic Campaigns/Initiatives:	Red Lake / Ear Falls members actively participated in the Festive RIDE campaigns. Currently the Red Lake cluster is focused on executing outstanding warrants as part of the Offender Management and Apprehension Program.