



OPP Detachment Board Report Records Management System July - September 2025

Violent Crime

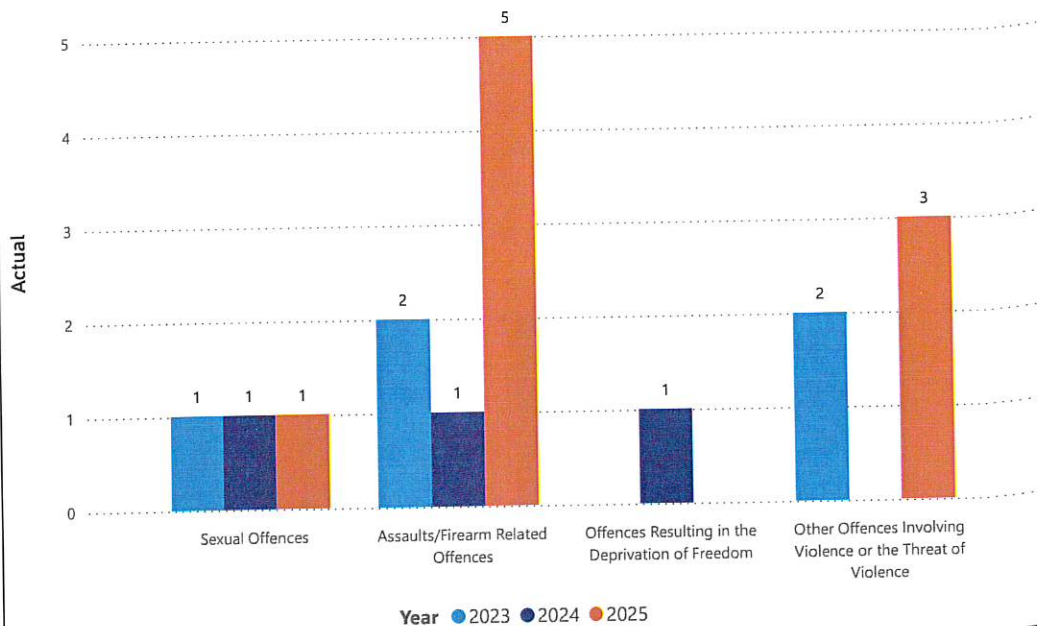
July-September

Year	2023		2024		2025	
ViolationGrp	Actual	% Change	Actual	% Change	Actual	% Change
Homicides	0	--	0	--	0	--
Other Offences Causing Death	0	--	0	--	0	--
Attempted Murder	0	--	0	--	0	--
Sexual Offences	1	0.0%	1	0.0%	1	0.0%
Assaults/Firearm Related Offences	2	-66.7%	1	-50.0%	5	400.0%
Offences Resulting in the Deprivation of Freedom	0	--	1	--	0	-100.0%
Robbery	0	--	0	--	0	--
Other Offences Involving Violence or the Threat of Violence	2	100.0%	0	-100.0%	3	--
Offences in Relation to Sexual Services	0	--	0	--	0	--
Total	5	-37.5%	3	-40.0%	9	200.0%

YTD

Year	2023		2024		2025	
ViolationGrp	Actual	% Change	Actual	% Change	Actual	% Change
Homicides	0	--	0	--	0	--
Other Offences Causing Death	0	--	0	--	0	--
Attempted Murder	0	--	0	--	0	--
Sexual Offences	3	200.0%	1	-66.7%	2	100.0%
Assaults/Firearm Related Offences	5	-64.3%	8	60.0%	9	12.5%
Offences Resulting in the Deprivation of Freedom	0	--	1	--	1	0.0%
Robbery	0	-100.0%	0	--	0	--
Other Offences Involving Violence or the Threat of Violence	4	0.0%	3	-25.0%	3	0.0%
Offences in Relation to Sexual Services	0	--	0	--	0	--
Total	12	-40.0%	13	8.3%	15	15.4%

July - September



Detachment: 2K - RED LAKE

Location code(s): 2K10 - EAR FALLS

3 - Ear Falls

Date:

3

Report Generated on:
08-Oct-2025 3:01:58 PM



OPP Detachment Board Report Records Management System July - September 2025

Property Crime

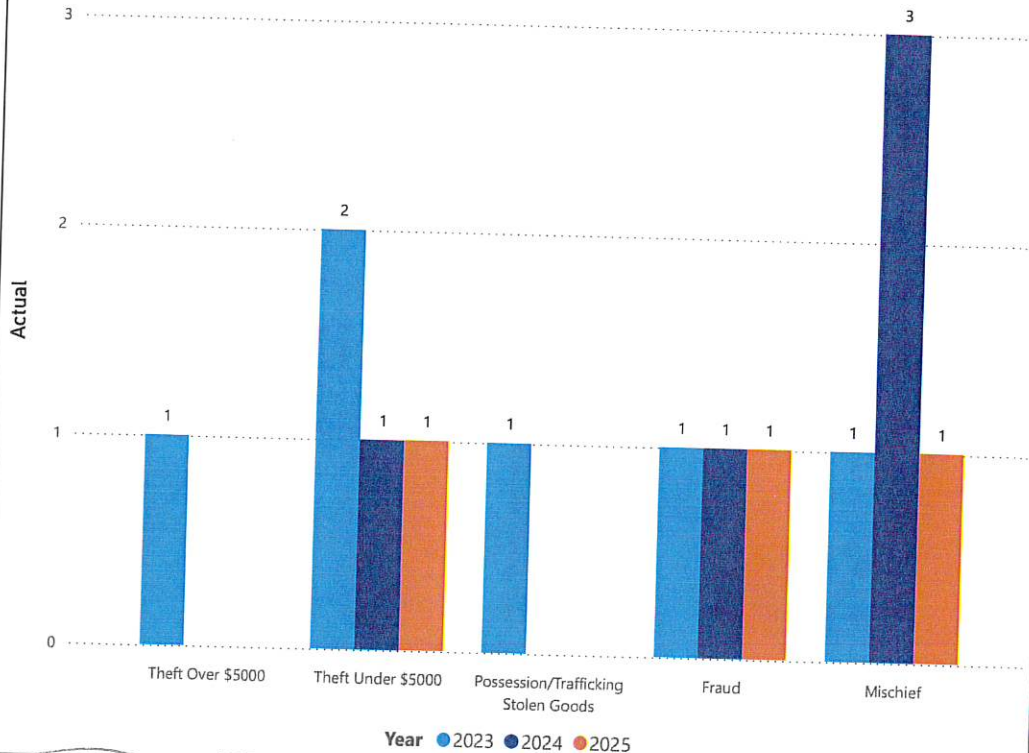
July - September

Year	2023		2024		2025	
	Actual	% Change	Actual	% Change	Actual	% Change
Arson	0	--	0	--	0	--
Break and Enter	0	-100.0%	0	--	0	--
Theft Over \$5000	1	0.0%	0	-100.0%	0	--
Theft Under \$5000	2	0.0%	1	-50.0%	1	0.0%
Possession/Trafficking Stolen Goods	1	--	0	-100.0%	0	--
Fraud	1	-66.7%	1	0.0%	1	0.0%
Mischief	1	-50.0%	3	200.0%	1	-66.7%
Total	6	-40.0%	5	-16.7%	3	-40.0%

YTD

Year	2023		2024		2025	
	Actual	% Change	Actual	% Change	Actual	% Change
Arson	0	--	0	--	0	--
Break and Enter	0	-100.0%	3	--	0	-100.0%
Theft Over \$5000	2	0.0%	0	-100.0%	0	--
Theft Under \$5000	3	0.0%	2	-33.3%	1	-50.0%
Possession/Trafficking Stolen Goods	1	--	0	-100.0%	0	--
Fraud	3	-25.0%	7	133.3%	2	-71.4%
Mischief	7	75.0%	5	-28.6%	9	80.0%
Total	16	-5.9%	17	6.3%	12	-29.4%

July - September



Detachment: 2K - RED LAKE

Location code(s): 2K10 - EAR FALLS

Area(s): 2003 - Ear Falls

Data source date:

08-Oct-2025

Report Generated on:
08-Oct-2025 3:01:58 PM



OPP Detachment Board Report
Records Management System
July - September 2025

Drug Crime

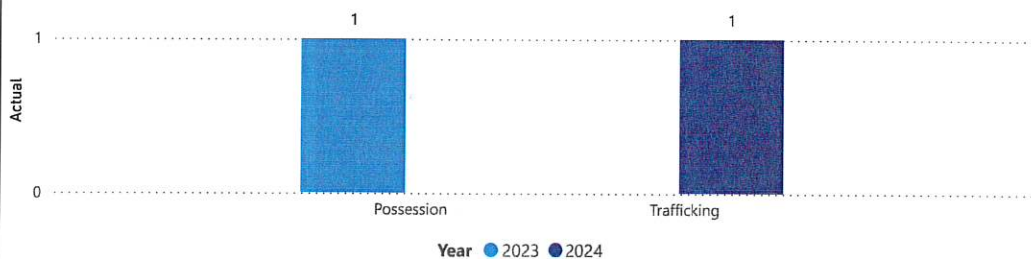
July - September

Year	2023		2024		2025	
ViolationGrp	Actual	% Change	Actual	% Change	Actual	% Change
Possession	1	--	0	-100.0%	0	--
Trafficking	0	-100.0%	1	--	0	-100.0%
Importation & Production	0	--	0	--	0	--
Cannabis Possession	0	--	0	--	0	--
Cannabis Distribution	0	--	0	--	0	--
Cannabis Sale	0	--	0	--	0	--
Cannabis Importation & Exportation	0	--	0	--	0	--
Cannabis Production	0	--	0	--	0	--
Other Cannabis Violations	0	--	0	--	0	--
Total	1	-50.0%	1	0.0%	0	-100.0%

YTD

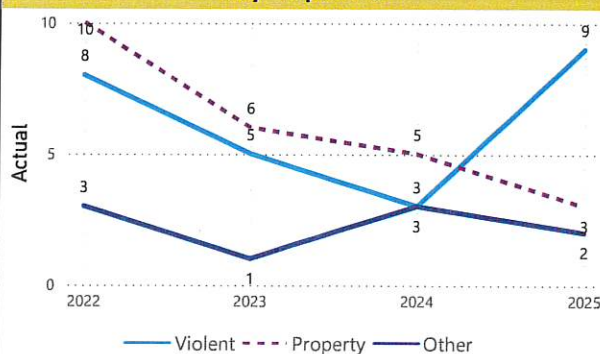
Year	2023		2024		2025	
ViolationGrp	Actual	% Change	Actual	% Change	Actual	% Change
Possession	2	--	1	-50.0%	0	-100.0%
Trafficking	0	-100.0%	1	--	0	-100.0%
Importation & Production	0	--	0	--	0	--
Cannabis Possession	0	--	0	--	0	--
Cannabis Distribution	0	--	0	--	0	--
Cannabis Sale	0	--	0	--	0	--
Cannabis Importation & Exportation	0	--	0	--	0	--
Cannabis Production	0	--	0	--	0	--
Other Cannabis Violations	0	--	0	--	0	--
Total	2	0.0%	2	0.0%	0	-100.0%

July - September



Top 3 Violation Types

July - September



Top 5 Violation Groups

July - September

ViolationGrp	2022	2023	2024	2025	Total
Assaults/Firearm Related Offences	6	2	1	5	14
Provincial Statutes	1	3	2	2	8
Mischief	2	1	3	1	7
Failure to Comply	2	1	2	2	7
Other Offences Involving Violence or the Threat of Violence	1	2	0	3	6
Theft Under	2	2	1	1	6

Detachment: 2K - RED LAKE

Location code(s): 2K10 - EAR FALLS

Area(s): 2003 - Ear Falls

Date source date:

08-Oct-2025

Report Generated on:
08-Oct-2025 3:01:58 PM



OPP Detachment Board Report Records Management System July - September 2025

Other Crime Occurrences

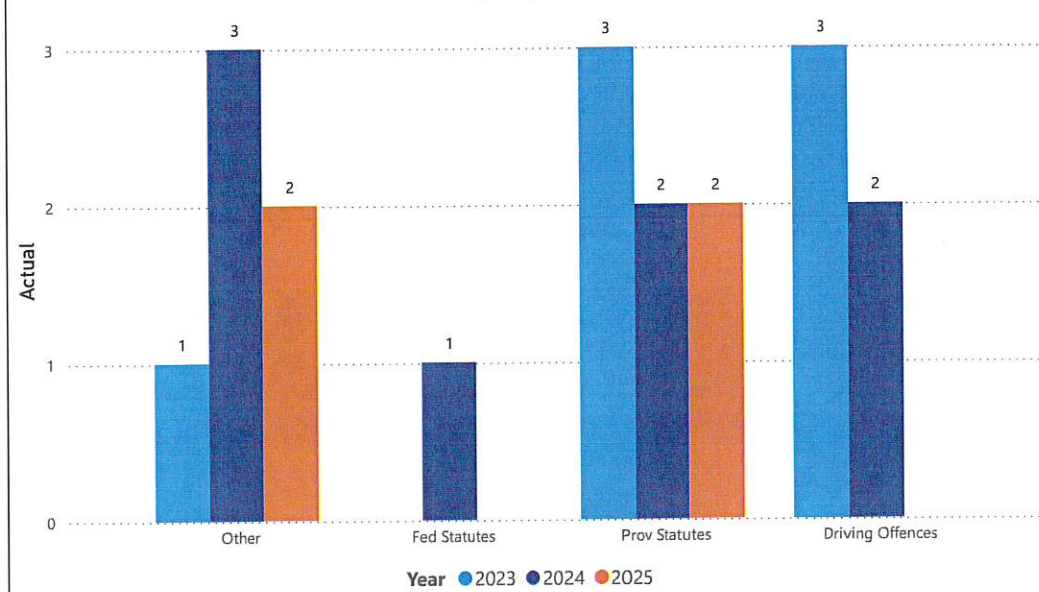
July - September

Year	2023		2024		2025	
Violation_rollup	Actual	% Change	Actual	% Change	Actual	% Change
Other	1	-66.7%	3	200.0%	2	-33.3%
Fed Statutes	0	--	1	--	0	-100.0%
Prov Statutes	3	200.0%	2	-33.3%	2	0.0%
Driving Offences	3	0.0%	2	-33.3%	0	-100.0%
Total	7	0.0%	8	14.3%	4	-50.0%

YTD

Year	2023		2024		2025	
Violation_rollup	Actual	% Change	Actual	% Change	Actual	% Change
Other	4	-20.0%	9	125.0%	5	-44.4%
Fed Statutes	0	--	1	--	0	-100.0%
Prov Statutes	6	50.0%	5	-16.7%	3	-40.0%
Driving Offences	8	33.3%	5	-37.5%	1	-80.0%
Total	18	20.0%	20	11.1%	9	-55.0%

July - September



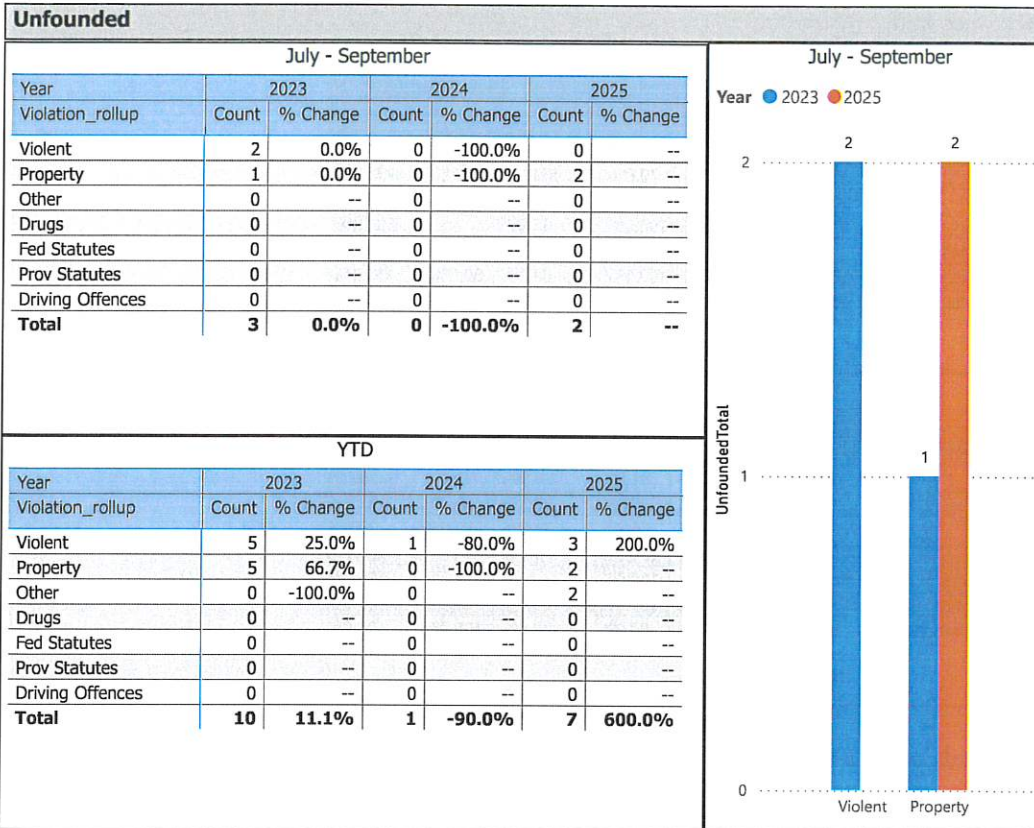
Detachment: 2K - RED LAKE
Location code(s): 2K10 - EAR FALLS

Area(s): 2003 - Ear Falls
Data source date:
08-Oct-2025

Report Generated on:
08-Oct-2025 3:01:58 PM



OPP Detachment Board Report
Records Management System
July - September 2025



Detachment: 2K - RED LAKE
Location code(s): 2K10 - EAR FALLS

Area(s): 2003 - Ear Falls
Data source date:
08-Oct-2025

Report Generated on:
08-Oct-2025 3:01:58 PM



OPP Detachment Board Report
Records Management System
July - September 2025

Clearance Rate

July - September

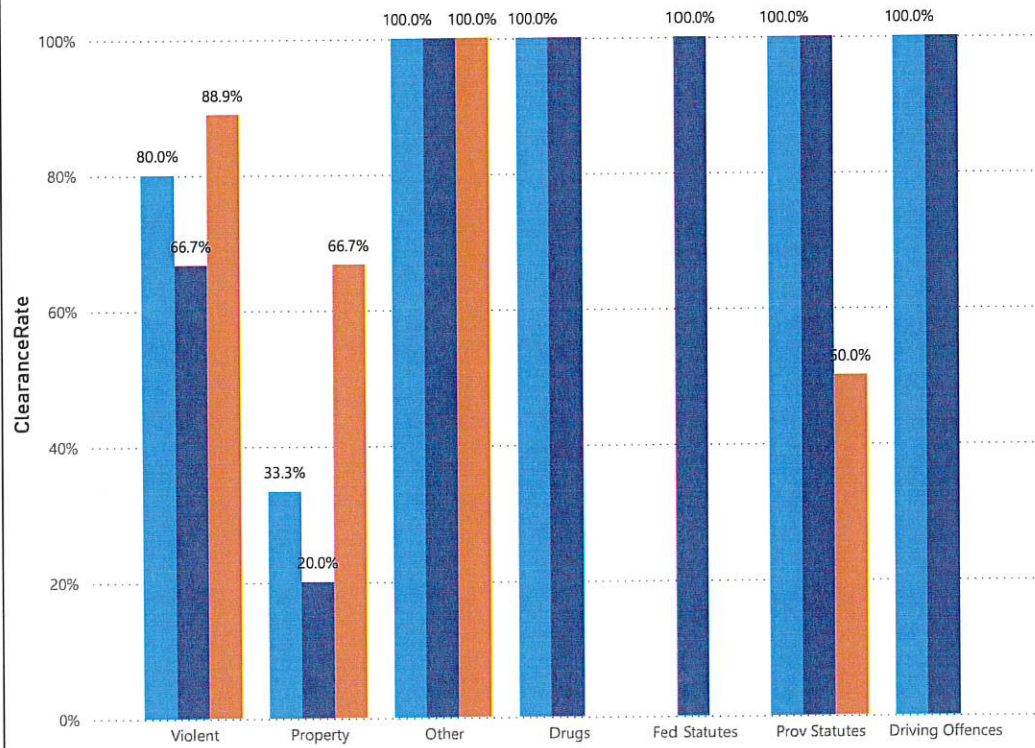
Year	2023		2024		2025	
	%	% Change	%	% Change	%	% Change
Violent	80.0%	-20.0%	66.7%	-16.7%	88.9%	33.3%
Property	33.3%	66.7%	20.0%	-40.0%	66.7%	233.3%
Other	100.0%	50.0%	100.0%	0.0%	100.0%	0.0%
Drugs	100.0%	0.0%	100.0%	0.0%		-100.0%
Fed Statutes			100.0%	--		-100.0%
Prov Statutes	100.0%	0.0%	100.0%	0.0%	50.0%	-50.0%
Driving Offences	100.0%	0.0%	100.0%	0.0%		-100.0%

YTD

Year	2023		2024		2025	
	%	% Change	%	% Change	%	% Change
Violation_rollup						
Violent	66.7%	-29.8%	84.6%	26.9%	93.3%	10.3%
Property	37.5%	112.5%	23.5%	-37.3%	66.7%	183.3%
Other	50.0%	-37.5%	66.7%	33.3%	80.0%	20.0%
Drugs	100.0%	0.0%	100.0%	0.0%		-100.0%
Fed Statutes			100.0%	--		-100.0%
Prov Statutes	83.3%	-16.7%	100.0%	20.0%	66.7%	-33.3%
Driving Offences	100.0%	0.0%	80.0%	-20.0%	100.0%	25.0%

July - September

Year ● 2023 ● 2024 ● 2025



Detachment: 2K - RED LAKE
Location code(s): 2K10 - EAR FALLS

Area(s): 2003 - Ear Falls
Data source date:
08-Oct-2025

Report Generated on:
08-Oct-2025 3:01:58 PM



OPP Detachment Board Report
Records Management System
July - September 2025

Criminal Code and Provincial Statute Charges Laid

July - September

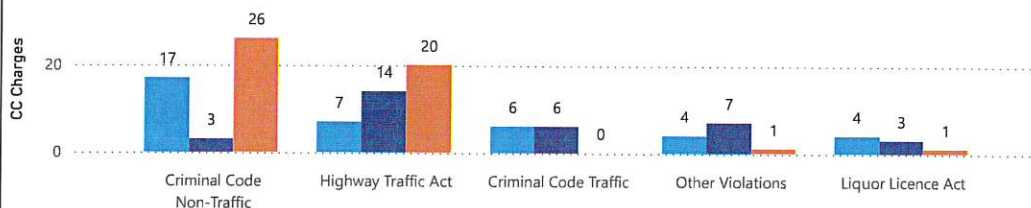
Year	2023		2024		2025	
ChargeCategory1	Offence Count	% Change	Offence Count	% Change	Offence Count	% Change
Criminal Code Non-Traffic	17	-56.4%	3	-82.4%	26	766.7%
Criminal Code Traffic	6	50.0%	6	0.0%	0	-100.0%
Highway Traffic Act	7	-36.4%	14	100.0%	20	42.9%
Liquor Licence Act	4	300.0%	3	-25.0%	1	-66.7%
Other Violations	4	-33.3%	7	75.0%	1	-85.7%
Total	38	-37.7%	33	-13.2%	48	45.5%

YTD

Year	2023		2024		2025	
ChargeCategory1	Offence Count	% Change	Offence Count	% Change	Offence Count	% Change
Criminal Code Non-Traffic	27	-57.1%	56	107.4%	48	-14.3%
Criminal Code Traffic	16	100.0%	10	-37.5%	3	-70.0%
Highway Traffic Act	21	23.5%	35	66.7%	37	5.7%
Liquor Licence Act	7	133.3%	4	-42.9%	1	-75.0%
Other Violations	10	11.1%	9	-10.0%	5	-44.4%
Total	81	-19.0%	114	40.7%	94	-17.5%

July - September

Year ● 2023 ● 2024 ● 2025



Traffic Related Charges

July - September

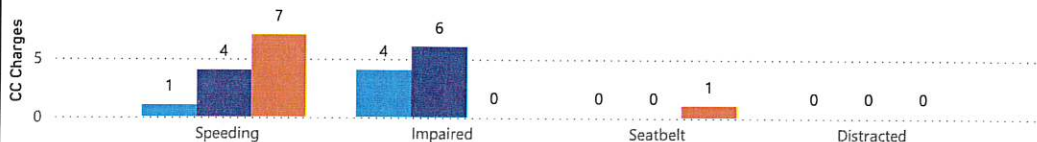
Year	2023		2024		2025	
ChargeCategory2	Offence Count	% Change	Offence Count	% Change	Offence Count	% Change
Speeding	1	-50.0%	4	300.0%	7	75.0%
Seatbelt	0	-100.0%	0	--	1	--
Impaired	4	100.0%	6	50.0%	0	-100.0%
Distracted	0	--	0	--	0	--

YTD

Year	2023		2024		2025	
ChargeCategory2	Offence Count	% Change	Offence Count	% Change	Offence Count	% Change
Speeding	4	100.0%	11	175.0%	15	36.4%
Seatbelt	2	100.0%	0	-100.0%	4	--
Impaired	13	116.7%	10	-23.1%	2	-80.0%
Distracted	2	--	0	-100.0%	0	--

July - September

Year ● 2023 ● 2024 ● 2025



Detachment: 2K - RED LAKE

Location code(s): 2K10 - EAR FALLS

Area(s): 2003 - Ear Falls

Data source date:

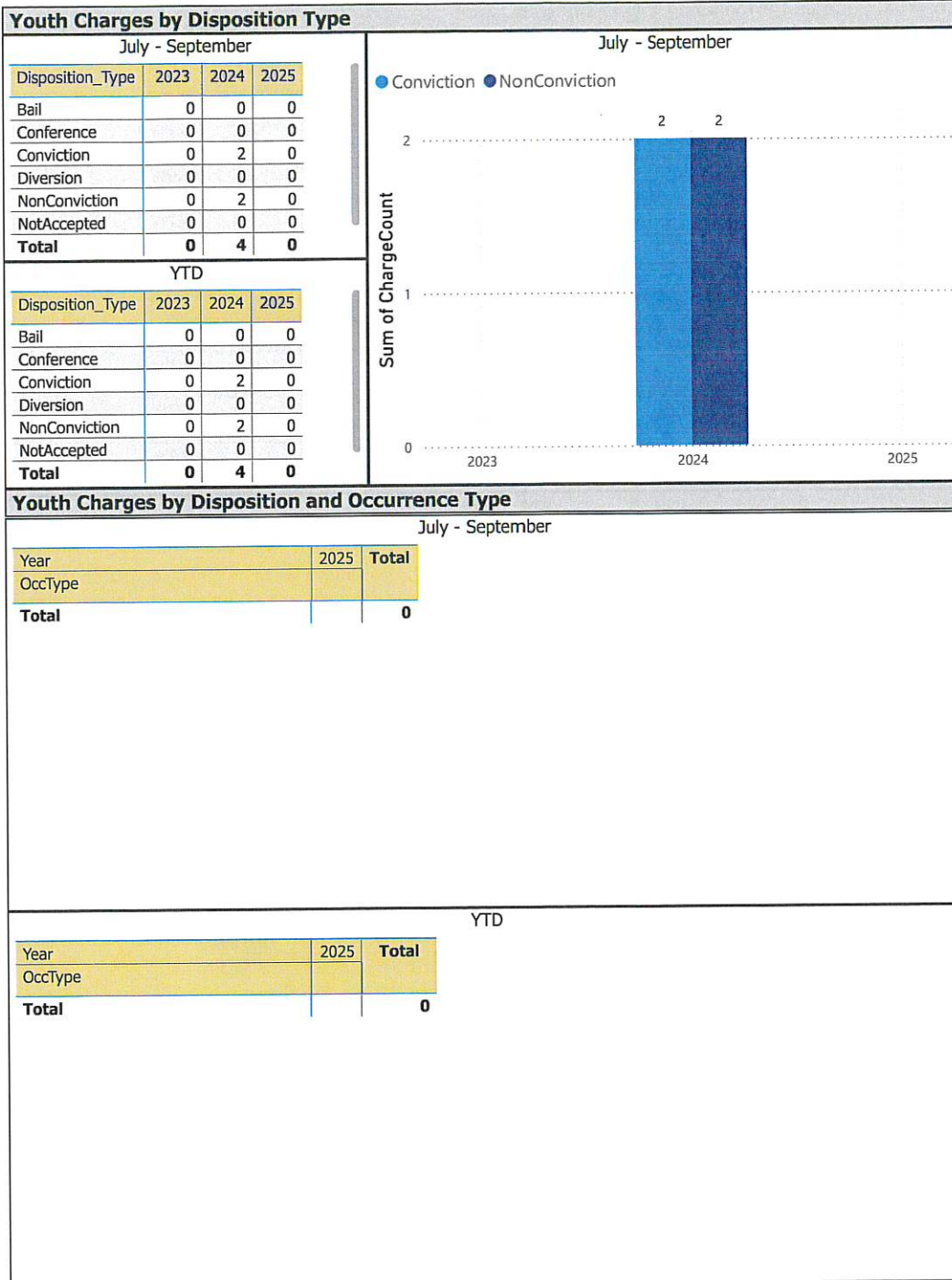
8-Oct-25

Report Generated on:

08-Oct-2025 3:01:58 PM



OPP Detachment Board Report
Records Management System
July - September 2025



The tables and chart on this page present summarized youth charges by disposition and occurrence type that have been recorded in the OPP Niche RMS application. Of note... the Niche data sourced for this report page only lists youth charges that have had a disposition type entered against them. Therefore, please be aware that the counts of youth charges entries on this report page are under stating the potential sum of youth charges that are in OPP Niche RMS.

Detachment: 2K - RED LAKE
Location code(s): 2K10 - EAR FALLS

Area(s): 2003 - Ear Falls
Data source date:
08-Oct-2025

Report Generated on:
08-Oct-2025 3:03:57 PM



OPP Detachment Board Report
Records Management System
July - September 2025

eTicketing Warnings

July - September


Year	2024		2025	
Type	Total	% Change	Total	% Change
Warning	7	-61.1%	14	100.0%

YTD

Year	2024		2025	
Type	Total	% Change	Total	% Change
Warning	46	12.2%	28	-39.1%

July - September

Type ● Warning



Note: The eTicketing system was not fully implemented until the end of 2022, therefore data is only available beginning in 2023. % Change in 2023 may appear higher in this report due to the incomplete 2022 data.

Detachment: 2K - RED LAKE

Location code(s): 2K10 - EAR FALLS

Area(s): 2003 - Ear Falls

Data source date:

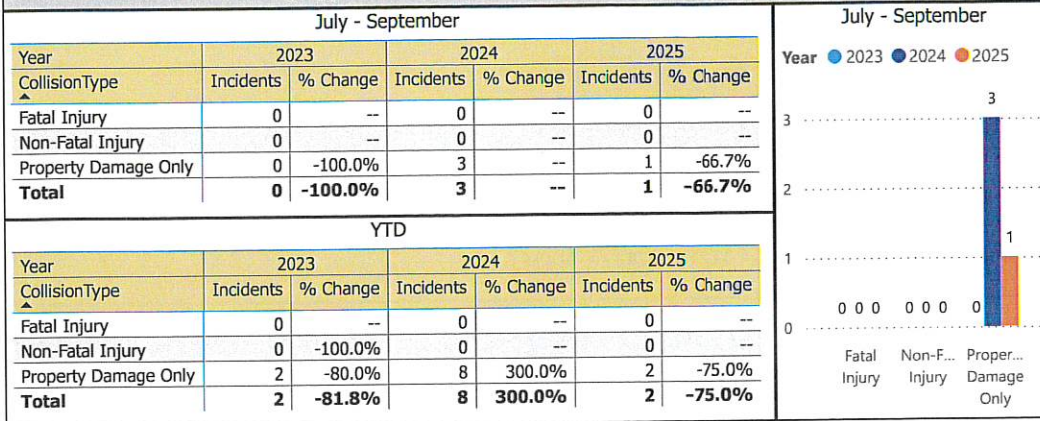
8-Oct-25

Report Generated on:
08-Oct-2025 3:02:37 PM



OPP Detachment Board Report
Collision Reporting System
July - September 2025

Motor Vehicle Collisions by Type



Data source (Collision Reporting System) date:

08-Oct-2025

Detachment: 2K - RED LAKE

Location code(s): 2K10 - EAR FALLS

Area(s): 2003 - Ear Falls

Data source date:

08-Oct-2025

Report Generated on:

08-Oct-2025 3:01:58 PM



OPP Detachment Board Report
Collision Reporting System
July - September 2025

Fatalities in Detachment Area - Incidents

July - September

Type	Motor Vehicle			Motorized Snow Vehicle			Off-Road Vehicle		
Year	Alcohol/Drugs	Incidents	% Change	Alcohol/Drugs	Incidents	% Change	Alcohol/Drugs	Incidents	% Change
2023	0	0	--	0	0	--	0	0	--
2024	0	0	--	0	0	--	0	0	--
2025	0	0	--	0	0	--	0	0	--

YTD

Type	Motor Vehicle			Motorized Snow Vehicle			Off-Road Vehicle		
Year	Alcohol/Drugs	Incidents	% Change	Alcohol/Drugs	Incidents	% Change	Alcohol/Drugs	Incidents	% Change
2023	0	0	--	0	0	--	0	0	--
2024	0	0	--	0	0	--	0	0	--
2025	0	0	--	0	0	--	0	0	--

Fatalities in Detachment Area - Persons Killed

July - September

Type	Motor Vehicle		Motorized Snow Vehicle		Off-Road Vehicle	
Year	Persons Killed	% Change	Persons Killed	% Change	Persons Killed	% Change
2023	0	--	0	--	0	--
2024	0	--	0	--	0	--
2025	0	--	0	--	0	--

YTD

Type	Motor Vehicle		Motorized Snow Vehicle		Off-Road Vehicle	
Year	Persons Killed	% Change	Persons Killed	% Change	Persons Killed	% Change
2023	0	--	0	--	0	--
2024	0	--	0	--	0	--
2025	0	--	0	--	0	--

Primary Causal Factors in Fatal Motor Vehicle Collisions


July - September

	2023	2024	2025
Speeding	0	0	0
Speeding % Change	--	--	--
Distracted	0	0	0
Distracted % Change	--	--	--
Alcohol/Drugs	0	0	0
Alcohol/Drugs % Change	--	--	--
Wildlife	0	0	0
Wildlife % Change	--	--	--
NoSeatbelt	0	0	0
NoSeatbelt YoY%	--	--	--

YTD

	2023	2024	2025
Speeding	0	0	0
Speeding % Change	--	--	--
Distracted	0	0	0
Distracted % Change	--	--	--
Alcohol/Drugs	0	0	0
Alcohol/Drugs % Change	--	--	--
Wildlife	0	0	0
Wildlife % Change	--	--	--
NoSeatbeltYTD	0	0	0
NoSeatbeltYTD YoY%	--	--	--

July - September



Data source (Collision Reporting System) date:

08-Oct-2025

Detachment: 2K - RED LAKE

Location code(s): 2K10 - EAR FALLS

Area(s): 2003 - Ear Falls

Data source date:

08-Oct-2025

Report Generated on:

08-Oct-2025 3:01:58 PM



OPP Detachment Board Report
Records Management System
July - September 2025

Overdose Occurrences				
July - September				YTD
Fatal	2023	2024	2025	Fatal
<input type="checkbox"/> Fatal	0	0	0	<input type="checkbox"/> Fatal
non-opioid overdose	0	0	0	non-opioid overdose
opioid overdose	0	0	0	opioid overdose
<input type="checkbox"/> non-Fatal	0	0	0	<input type="checkbox"/> non-Fatal
non-opioid overdose	0	0	0	non-opioid overdose
opioid overdose	0	0	0	opioid overdose
Total	0	0	0	Total

Fatal Overdose Occurrences				Non-Fatal Overdose Occurrences			
July - September				July - September			
● non-opioid overdose ● opioid overdose				● non-opioid overdose ● opioid overdose			

Detachment: 2K - RED LAKE
Location code(s): 2K10 - EAR FALLS

Area(s): 2003 - Ear Falls
Data source date:
08-Oct-2025

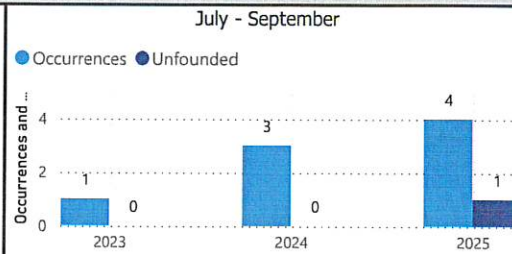
Report Generated on:
08-Oct-2025 3:01:58 PM



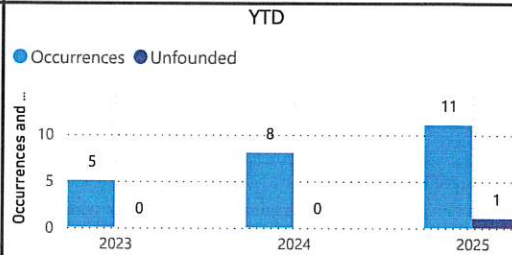
OPP Detachment Board Report
Records Management System
July - September 2025

Mental Health Act Occurrences

July - September		
Year	Occurrences	Unfounded
2023	1	0
2024	3	0
2025	4	1



YTD		
Year	Occurrences	Unfounded
2023	5	0
2024	8	0
2025	11	1



Mental Health Act Occurrences by Occurrence Type

July - September		
Year	2025	
OccurrenceType	Occurrences	Unfounded
Attempt or threat of suicide	1	0
Cyber Enabled Crime - Online Fraud	1	1
Intimate Partner Violence	1	0
Mental health act	1	0
Total	4	1

Detachment: 2K - RED LAKE

Location code(s): 2K10 - EAR FALLS

Area(s): 2003 - Ear Falls

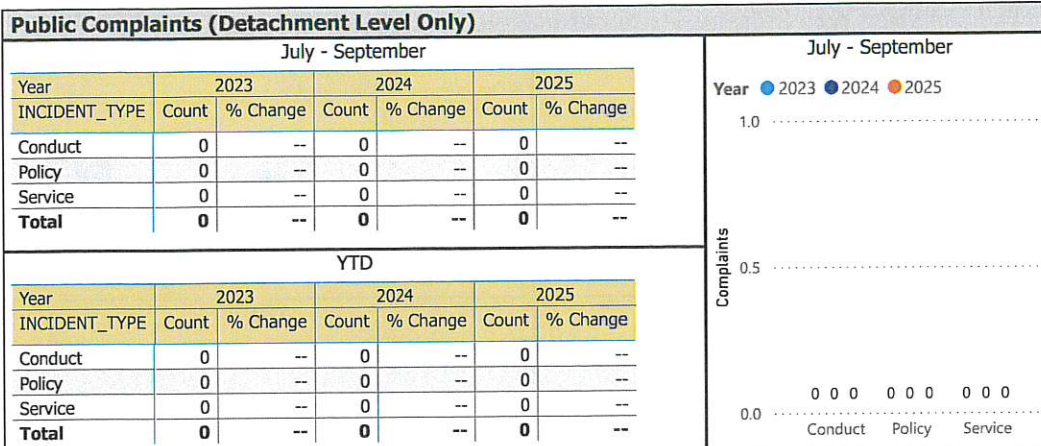
Data source date:

08-Oct-2025

Report Generated on:
08-Oct-2025 3:01:58 PM



OPP Detachment Board Report
Records Management System
July - September 2025



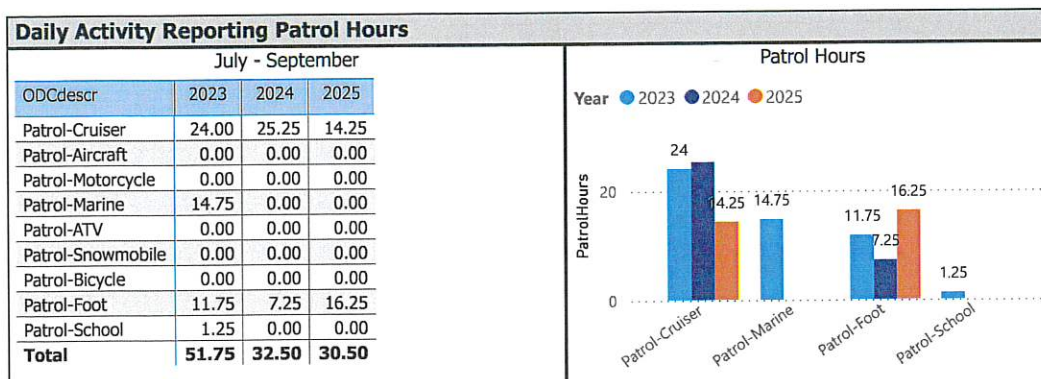
Data source: RMS Data Feed

Ontario Provincial Police, Professional Standards Bureau Commander Reports - File Manager System

Data source date:

(Blank)

Daily Activity Reporting



Data source (Daily Activity Reporting System) date:

08-Oct-2025

Detachment: 2K - RED LAKE
Location code(s): 2K10 - EAR FALLS

Data source date:

(Blank)

Report Generated on:

08-Oct-2025 3:01:58 PM



OPP Detachment Board Report
Records Management System
July - September 2025

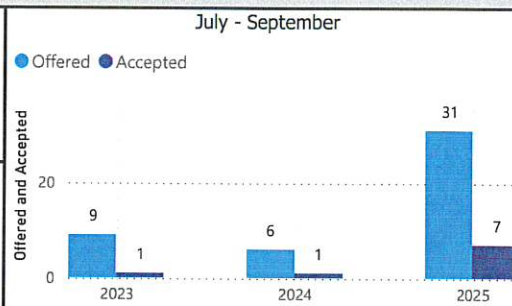
Referrals to Victim Service Agencies by Year

July - September

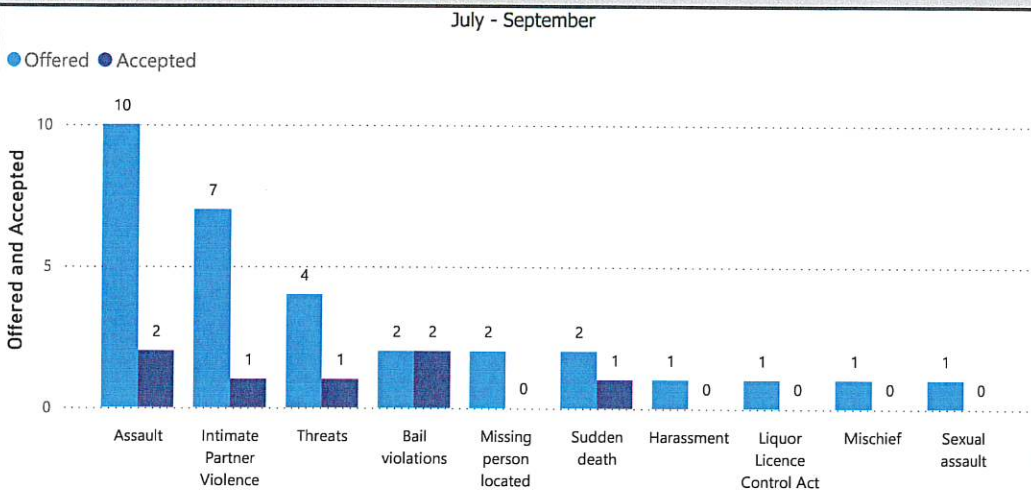
Year	Offered	Accepted	% Accepted
2023	9	1	11.1%
2024	6	1	14.3%
2025	31	7	22.6%

YTD

Year	Offered	Accepted	% Accepted
2023	30	5	16.7%
2024	54	4	7.3%
2025	61	13	21.0%



Referrals to Victim Service Agencies by Occurrence Type



Referrals Accepted (%) by Age Group

July - September

PersonAgeRange	2023	2024	2025
	0.0%		
11 - 16		0.0%	0.0%
17 - 25	100.0%		0.0%
26 - 45		20.0%	33.3%
46 - 65		0.0%	22.2%
Over 65			0.0%
Under 6			0.0%

YTD

PersonAgeRange	2023	2024	2025
	0.0%	4.0%	
11 - 16		0.0%	0.0%
17 - 25	100.0%	100.0%	0.0%
26 - 45	100.0%	12.5%	27.0%
46 - 65		0.0%	14.3%
6 - 10	100.0%		
Over 65		0.0%	50.0%
Under 6		0.0%	0.0%

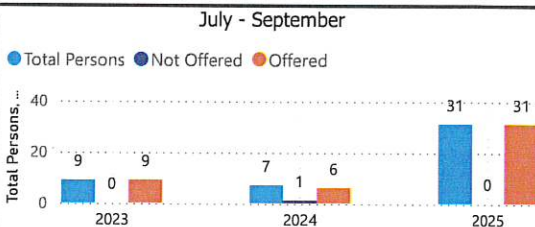
Referrals Not Offered

July - September

ServicesNotOfferedReason	2023	2024	2025
	0	0	0
	0	0	0
Victim deceased or unable to respond	0	1	0
Victim resides outside Ontario	0	0	0

YTD

ServicesNotOfferedReason	2023	2024	2025
	0	0	0
	0	0	0
Victim deceased or unable to respond	0	1	1
Victim resides outside Ontario	0	0	0



Detachment: 2K - RED LAKE

Location code(s): 2K10 - EAR FALLS

Area(s): 2003 - Ear Falls
Data source date:
08-Oct-2025

Report Generated on:
08-Oct-2025 3:01:58 PM



OPP Detachment Board Report
Records Management System
July - September 2025

Red Lake

Violent Crime

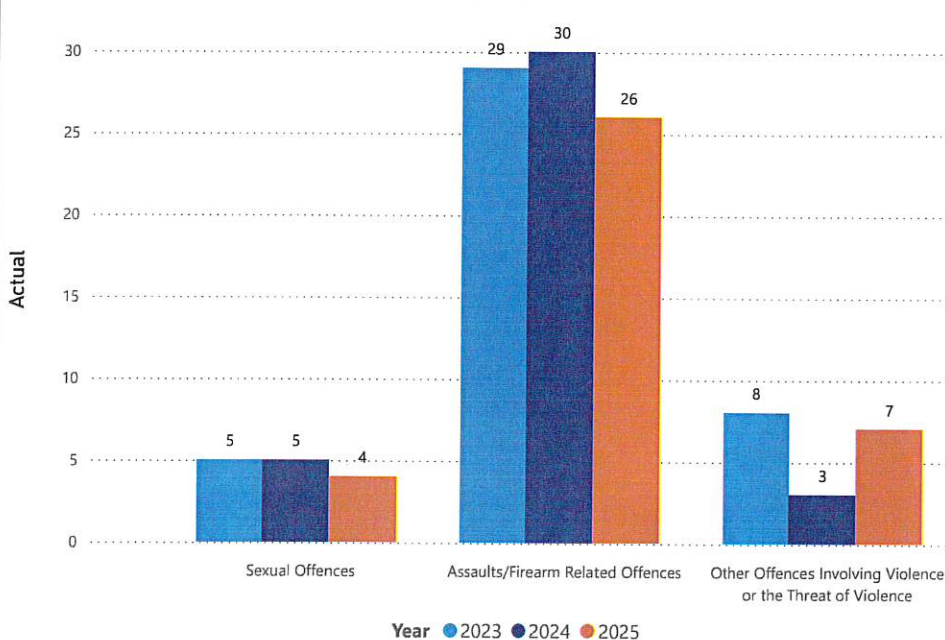
July-September

Year	2023		2024		2025	
ViolationGrp	Actual	% Change	Actual	% Change	Actual	% Change
Homicides	0	--	0	--	0	--
Other Offences Causing Death	0	--	0	--	0	--
Attempted Murder	0	--	0	--	0	--
Sexual Offences	5	-37.5%	5	0.0%	4	-20.0%
Assaults/Firearm Related Offences	29	-40.8%	30	3.4%	26	-13.3%
Offences Resulting in the Deprivation of Freedom	0	--	0	--	0	--
Robbery	0	--	0	--	0	--
Other Offences Involving Violence or the Threat of Violence	8	14.3%	3	-62.5%	7	133.3%
Offences in Relation to Sexual Services	0	--	0	--	0	--
Total	42	-34.4%	38	-9.5%	37	-2.6%

YTD

Year	2023		2024		2025	
ViolationGrp	Actual	% Change	Actual	% Change	Actual	% Change
Homicides	0	--	0	--	0	--
Other Offences Causing Death	0	--	0	--	0	--
Attempted Murder	0	--	0	--	0	--
Sexual Offences	19	-24.0%	16	-15.8%	20	25.0%
Assaults/Firearm Related Offences	100	-5.7%	104	4.0%	94	-9.6%
Offences Resulting in the Deprivation of Freedom	0	--	2	--	0	-100.0%
Robbery	0	--	0	--	1	--
Other Offences Involving Violence or the Threat of Violence	31	82.4%	13	-58.1%	21	61.5%
Offences in Relation to Sexual Services	0	--	0	--	1	--
Total	150	1.4%	135	-10.0%	137	1.5%

July - September



Detachment: 2K - RED LAKE

Location code(s): 2K00 - RED LAKE

Area(s): 2011 - Red Lake
Data source date:
08-Oct-2025

Report Generated on:
08-Oct-2025 2:48:32 PM



OPP Detachment Board Report Records Management System July - September 2025

Property Crime

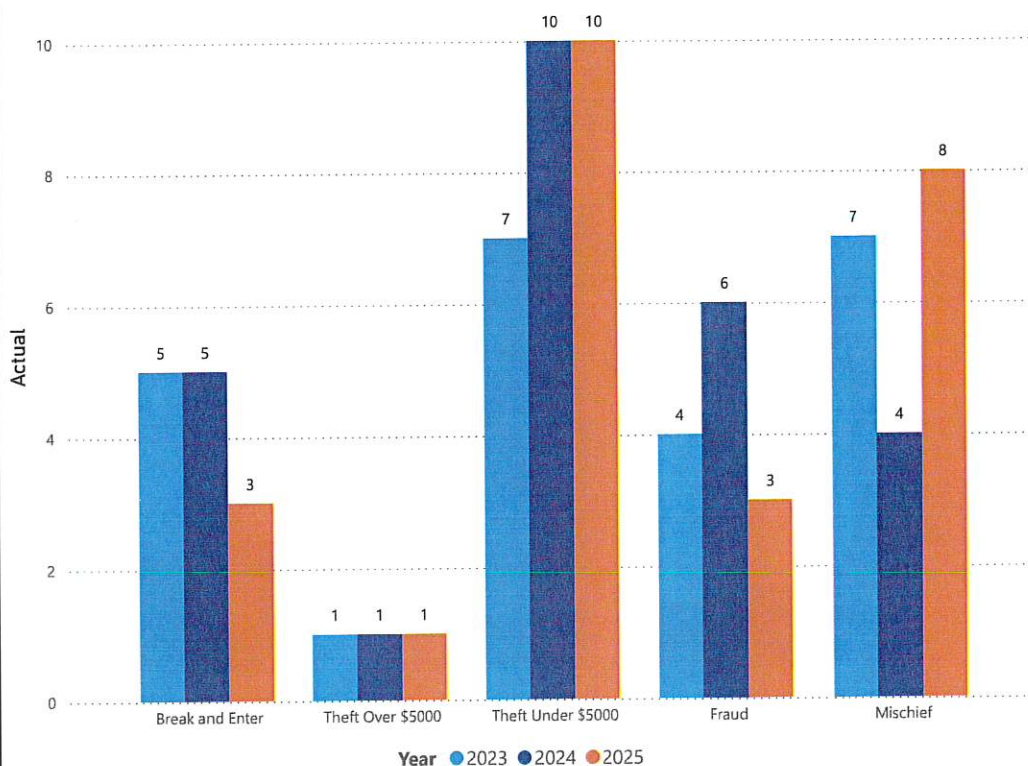
July - September

Year	2023		2024		2025	
ViolationGrp	Actual	% Change	Actual	% Change	Actual	% Change
Arson	0	--	0	--	0	--
Break and Enter	5	150.0%	5	0.0%	3	-40.0%
Theft Over \$5000	1	--	1	0.0%	1	0.0%
Theft Under \$5000	7	133.3%	10	42.9%	10	0.0%
Possession/Trafficking Stolen Goods	0	--	0	--	0	--
Fraud	4	300.0%	6	50.0%	3	-50.0%
Mischief	7	-36.4%	4	-42.9%	8	100.0%
Total	24	41.2%	26	8.3%	25	-3.8%

YTD

Year	2023		2024		2025	
ViolationGrp	Actual	% Change	Actual	% Change	Actual	% Change
Arson	0	--	0	--	0	--
Break and Enter	8	100.0%	7	-12.5%	7	0.0%
Theft Over \$5000	4	100.0%	3	-25.0%	1	-66.7%
Theft Under \$5000	22	69.2%	20	-9.1%	17	-15.0%
Possession/Trafficking Stolen Goods	2	--	1	-50.0%	0	-100.0%
Fraud	14	55.6%	15	7.1%	15	0.0%
Mischief	23	35.3%	13	-43.5%	19	46.2%
Total	73	62.2%	59	-19.2%	59	0.0%

July - September



Detachment: 2K - RED LAKE

Location code(s): 2K00 - RED LAKE

Area(s): 2011 - Red Lake
Data source date:
08-Oct-2025

Report Generated on:
08-Oct-2025 2:48:32 PM



OPP Detachment Board Report
Records Management System
July - September 2025

Drug Crime

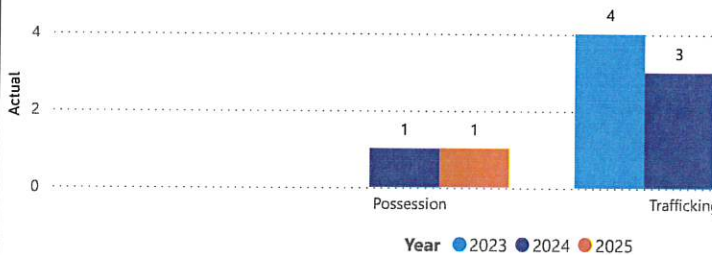
July - September

Year	2023		2024		2025	
ViolationGrp	Actual	% Change	Actual	% Change	Actual	% Change
Possession	0	--	1	--	1	0.0%
Trafficking	4	100.0%	3	-25.0%	0	-100.0%
Importation & Production	0	--	0	--	0	--
Cannabis Possession	0	--	0	--	0	--
Cannabis Distribution	0	--	0	--	0	--
Cannabis Sale	0	--	0	--	0	--
Cannabis Importation & Exportation	0	--	0	--	0	--
Cannabis Production	0	--	0	--	0	--
Other Cannabis Violations	0	--	0	--	0	--
Total	4	100.0%	4	0.0%	1	-75.0%

YTD

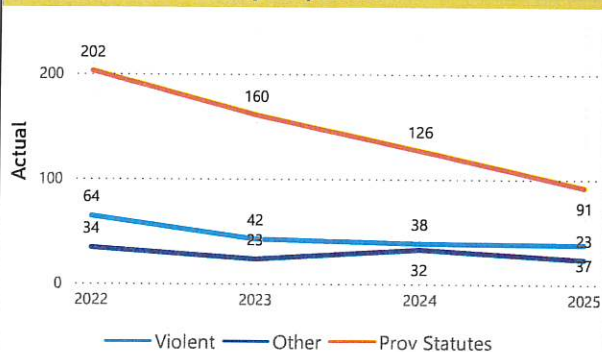
Year	2023		2024		2025	
ViolationGrp	Actual	% Change	Actual	% Change	Actual	% Change
Possession	0	-100.0%	3	--	3	0.0%
Trafficking	7	16.7%	9	28.6%	2	-77.8%
Importation & Production	0	--	0	--	0	--
Cannabis Possession	0	--	1	--	0	-100.0%
Cannabis Distribution	0	--	0	--	0	--
Cannabis Sale	0	--	0	--	0	--
Cannabis Importation & Exportation	0	--	0	--	0	--
Cannabis Production	0	--	0	--	0	--
Other Cannabis Violations	0	--	0	--	0	--
Total	7	-22.2%	13	85.7%	5	-61.5%

July - September



Top 3 Violation Types

July - September



Top 5 Violation Groups

July - September

ViolationGrp	2022	2023	2024	2025	Total
Provincial Statutes	202	160	126	91	579
Assaults/Firearm Related Offences	49	29	30	26	134
Failure to Comply	25	15	19	18	77
Theft Under \$5000	3	7	10	10	30
Mischief	11	7	4	8	30

Detachment: 2K - RED LAKE

Location code(s): 2K00 - RED LAKE

Area(s): 2011 - Red Lake
Data source date:
08-Oct-2025

Report Generated on:
08-Oct-2025 2:48:32 PM



OPP Detachment Board Report Records Management System July - September 2025

Other Crime Occurrences

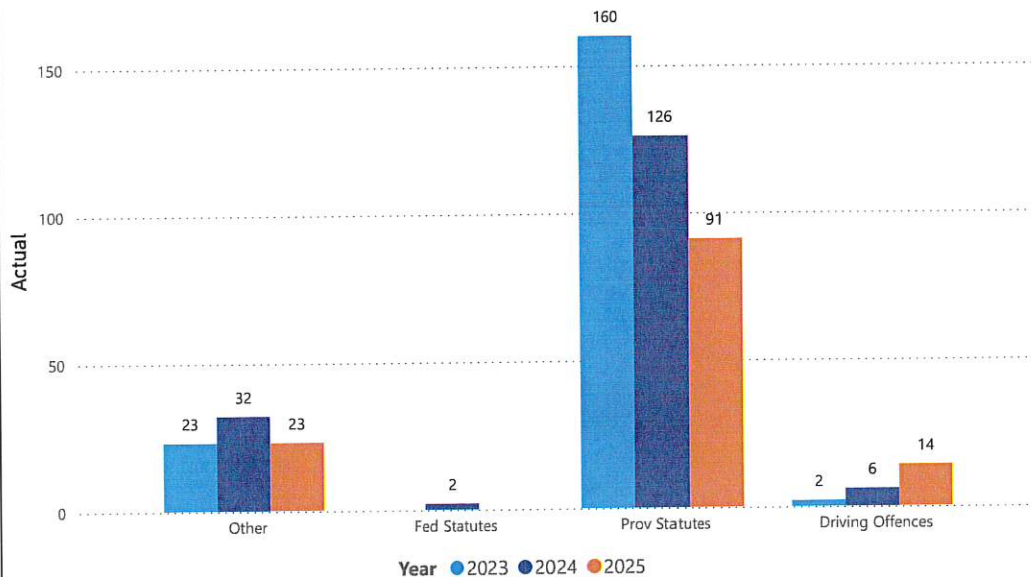
July - September

Year	2023		2024		2025	
Violation_rollup	Actual	% Change	Actual	% Change	Actual	% Change
Other	23	-32.4%	32	39.1%	23	-28.1%
Fed Statutes	0	-100.0%	2	--	0	-100.0%
Prov Statutes	160	-20.8%	126	-21.3%	91	-27.8%
Driving Offences	2	-81.8%	6	200.0%	14	133.3%
Total	185	-26.0%	166	-10.3%	128	-22.9%

YTD

Year	2023		2024		2025	
Violation_rollup	Actual	% Change	Actual	% Change	Actual	% Change
Other	76	-9.5%	99	30.3%	78	-21.2%
Fed Statutes	0	-100.0%	2	--	0	-100.0%
Prov Statutes	472	-8.2%	344	-27.1%	261	-24.1%
Driving Offences	12	-36.8%	15	25.0%	23	53.3%
Total	560	-9.7%	460	-17.9%	362	-21.3%

July - September



Detachment: 2K - RED LAKE
Location code(s): 2K00 - RED LAKE

Area(s): 2011 - Red Lake
Data source date:
08-Oct-2025

Report Generated on:
08-Oct-2025 2:48:32 PM



OPP Detachment Board Report
Records Management System
July - September 2025

Unfounded

July - September

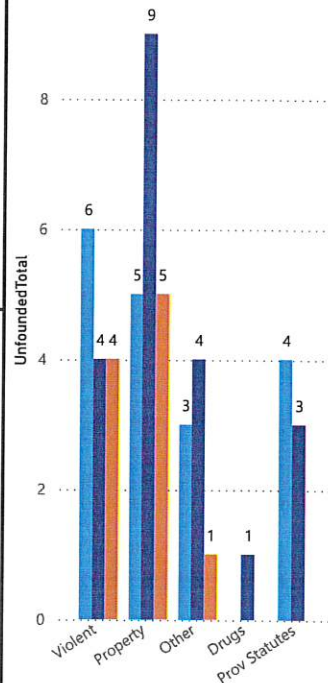
Year	2023		2024		2025	
	Count	% Change	Count	% Change	Count	% Change
Violation_rollup						
Violent	6	-33.3%	4	-33.3%	4	0.0%
Property	5	25.0%	9	80.0%	5	-44.4%
Other	3	-40.0%	4	33.3%	1	-75.0%
Drugs	0	--	1	--	0	-100.0%
Fed Statutes	0	--	0	--	0	--
Prov Statutes	4	-75.0%	3	-25.0%	0	-100.0%
Driving Offences	0	--	0	--	0	--
Total	18	-47.1%	21	16.7%	10	-52.4%

YTD

Year	2023		2024		2025	
	Count	% Change	Count	% Change	Count	% Change
Violation_rollup						
Violent	13	-48.0%	15	15.4%	10	-33.3%
Property	11	22.2%	17	54.5%	10	-41.2%
Other	10	-33.3%	14	40.0%	5	-64.3%
Drugs	0	--	2	--	0	-100.0%
Fed Statutes	0	--	0	--	0	--
Prov Statutes	11	-60.7%	9	-18.2%	4	-55.6%
Driving Offences	0	--	0	--	0	--
Total	45	-41.6%	57	26.7%	29	-49.1%

July - September

Year ● 2023 ● 2024 ● 2025



Detachment: 2K - RED LAKE

Location code(s): 2K00 - RED LAKE

Area(s): 2011 - Red Lake

Data source date:

08-Oct-2025

Report Generated on:

08-Oct-2025 2:48:32 PM



OPP Detachment Board Report
Records Management System
July - September 2025

Clearance Rate

July - September

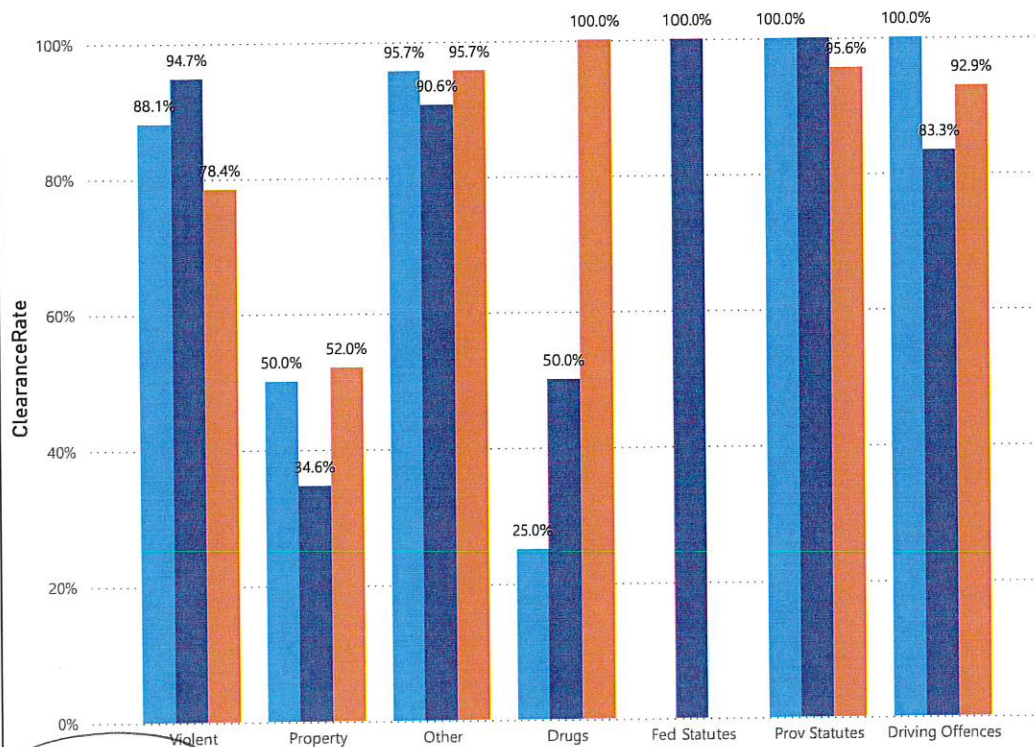
Year	2023		2024		2025	
	%	% Change	%	% Change	%	% Change
Violent	88.1%	6.4%	94.7%	7.5%	78.4%	-17.3%
Property	50.0%	6.3%	34.6%	-30.8%	52.0%	50.2%
Other	95.7%	1.6%	90.6%	-5.3%	95.7%	5.5%
Drugs	25.0%	--	50.0%	100.0%	100.0%	100.0%
Fed Statutes		-100.0%	100.0%	--		-100.0%
Prov Statutes	100.0%	0.5%	100.0%	0.0%	95.6%	-4.4%
Driving Offences	100.0%	10.0%	83.3%	-16.7%	92.9%	11.4%

YTD

Year	2023		2024		2025	
	%	% Change	%	% Change	%	% Change
Violation_rollup						
Violent	87.3%	6.8%	91.1%	4.3%	75.9%	-16.7%
Property	57.5%	23.3%	44.1%	-23.4%	49.2%	11.5%
Other	93.4%	7.5%	92.9%	-0.5%	94.9%	2.1%
Drugs	14.3%	-35.7%	61.5%	330.8%	60.0%	-2.5%
Fed Statutes		-100.0%	100.0%	--		-100.0%
Prov Statutes	98.9%	-0.3%	100.0%	1.1%	96.9%	-3.1%
Driving Offences	100.0%	11.8%	86.7%	-13.3%	95.7%	10.4%

July - September

Year ● 2023 ● 2024 ● 2025



Detachment: 2K - RED LAKE
Location code(s): 2K00 - RED LAKE

Areal(s): 2011 - Red Lake
Data source date:
08-Oct-2025

Report Generated on:
08-Oct-2025 2:48:32 PM



OPP Detachment Board Report
Records Management System
July - September 2025

Criminal Code and Provincial Statute Charges Laid

July - September

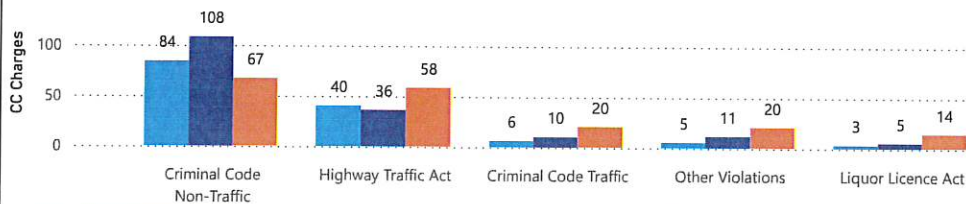
Year	2023		2024		2025	
ChargeCategory1	Offence Count	% Change	Offence Count	% Change	Offence Count	% Change
Criminal Code Non-Traffic	84	-37.8%	108	28.6%	67	-38.0%
Criminal Code Traffic	6	-71.4%	10	66.7%	20	100.0%
Highway Traffic Act	40	-7.0%	36	-10.0%	58	61.1%
Liquor Licence Act	3	-66.7%	5	66.7%	14	180.0%
Other Violations	5	25.0%	11	120.0%	20	81.8%
Total	138	-34.9%	170	23.2%	179	5.3%

YTD

Year	2023		2024		2025	
ChargeCategory1	Offence Count	% Change	Offence Count	% Change	Offence Count	% Change
Criminal Code Non-Traffic	263	2.7%	329	25.1%	261	-20.7%
Criminal Code Traffic	22	-37.1%	29	31.8%	37	27.6%
Highway Traffic Act	126	16.7%	114	-9.5%	270	136.8%
Liquor Licence Act	10	-37.5%	11	10.0%	26	136.4%
Other Violations	22	-12.0%	37	68.2%	36	-2.7%
Total	443	0.7%	520	17.4%	630	21.2%

July - September

Year ● 2023 ● 2024 ● 2025



Traffic Related Charges

July - September

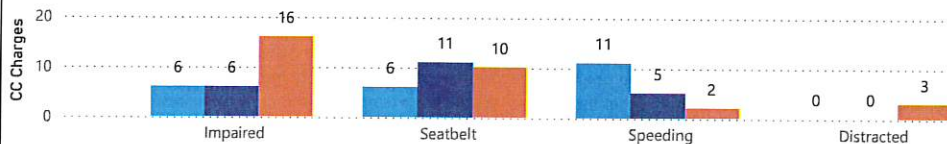
Year	2023		2024		2025	
ChargeCategory2	Offence Count	% Change	Offence Count	% Change	Offence Count	% Change
Speeding	11	266.7%	5	-54.5%	2	-60.0%
Seatbelt	6	-50.0%	11	83.3%	10	-9.1%
Impaired	6	-68.4%	6	0.0%	16	166.7%
Distracted	0	--	0	--	3	--

YTD

Year	2023		2024		2025	
ChargeCategory2	Offence Count	% Change	Offence Count	% Change	Offence Count	% Change
Speeding	17	142.9%	13	-23.5%	28	115.4%
Seatbelt	14	-26.3%	25	78.6%	26	4.0%
Impaired	15	-53.1%	19	26.7%	31	63.2%
Distracted	3	50.0%	0	-100.0%	4	--

July - September

Year ● 2023 ● 2024 ● 2025



Detachment: 2K - RED LAKE

Location code(s): 2K00 - RED LAKE

Area(s): 2011 - Red Lake
Data source date:

8-Oct-25

Report Generated on:
08-Oct-2025 2:48:32 PM



OPP Detachment Board Report
Records Management System
July - September 2025

Youth Charges by Disposition Type

July - September

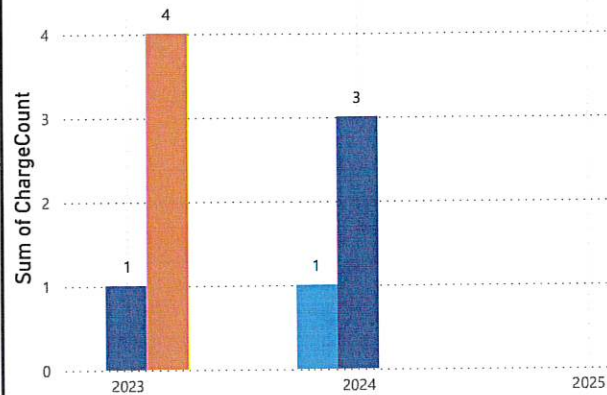
Disposition_Type	2023	2024	2025
Bail	0	0	0
Conference	0	0	0
Conviction	0	1	0
Diversion	0	0	0
NonConviction	1	3	0
NotAccepted	0	0	0
Total	5	4	0

YTD

Disposition_Type	2023	2024	2025
Bail	0	0	0
Conference	0	0	0
Conviction	1	1	0
Diversion	0	0	0
NonConviction	3	3	1
NotAccepted	0	0	0
Total	9	13	6

July - September

● Conviction ● NonConviction ● POATicket



Youth Charges by Disposition and Occurrence Type

July - September

Year	2025	Total
OccType		
Total		0

YTD

Year	2025					Total
	Conviction	Diversion	NonConviction	NotAccepted	POATicket	
B-E bus/res/oth	0	0	1	0	0	1
eTicket - Vehicle	0	0	0	0	4	4
Trouble with youth	0	0	0	0	1	1
Total	0	0	1	0	5	6

The tables and chart on this page present summarized youth charges by disposition and occurrence type that have been recorded in the OPP Niche RMS application. Of note... the Niche data sourced for this report page only lists youth charges that have had a disposition type entered against them. Therefore, please be aware that the counts of youth charges entries on this report page are under stating the potential sum of youth charges that are in OPP Niche RMS.

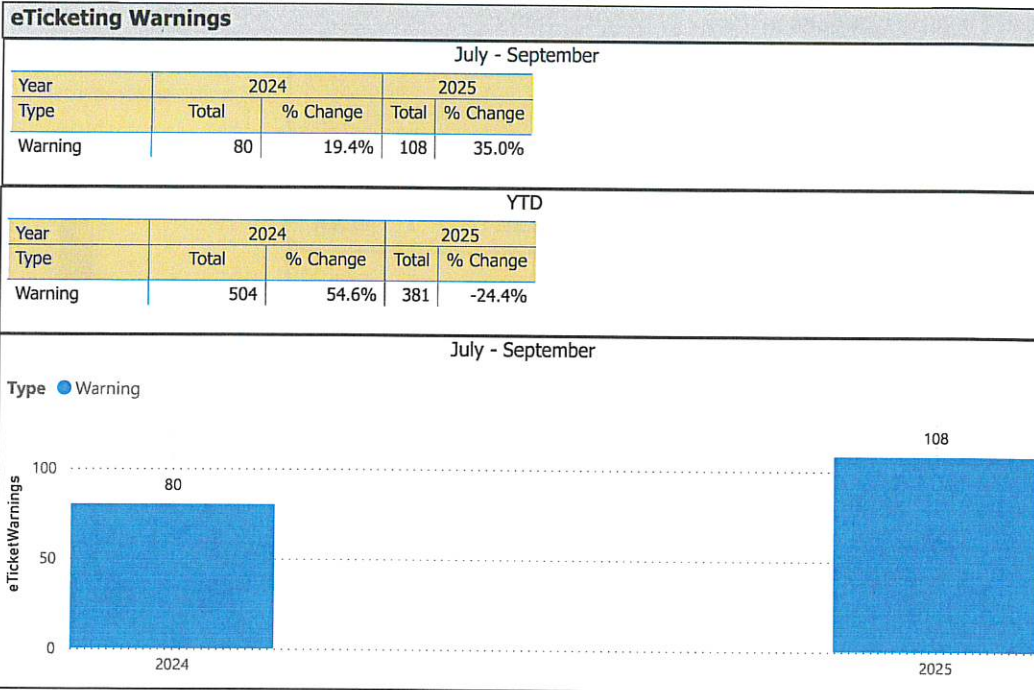
Detachment: 2K - RED LAKE
Location code(s): 2K00 - RED LAKE

Area(s): 2011 - Red Lake
Data source date:
08-Oct-2025

Report Generated on:
08-Oct-2025 2:51:39 PM



**OPP Detachment Board Report
Records Management System
July - September 2025**



Note: The eTicketing system was not fully implemented until the end of 2022, therefore data is only available beginning in 2023. % Change in 2023 may appear higher in this report due to the incomplete 2022 data.

Detachment: 2K - RED LAKE
Location code(s): 2K00 - RED LAKE

Area(s): 2011 - Red Lake
Data source date:

8-Oct-25

Report Generated on:
08-Oct-2025 2:50:14 PM

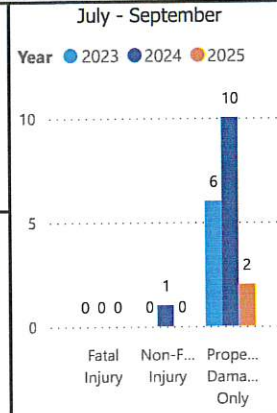


OPP Detachment Board Report
Collision Reporting System
July - September 2025

Motor Vehicle Collisions by Type

July - September						
Year	2023		2024		2025	
CollisionType	Incidents	% Change	Incidents	% Change	Incidents	% Change
Fatal Injury	0	--	0	--	0	--
Non-Fatal Injury	0	-100.0%	1	--	0	-100.0%
Property Damage Only	6	-25.0%	10	66.7%	2	-80.0%
Total	6	-45.5%	11	83.3%	2	-81.8%

YTD						
Year	2023		2024		2025	
CollisionType	Incidents	% Change	Incidents	% Change	Incidents	% Change
Fatal Injury	0	--	0	--	0	--
Non-Fatal Injury	1	-75.0%	2	100.0%	0	-100.0%
Property Damage Only	19	-42.4%	24	26.3%	8	-66.7%
Total	20	-45.9%	26	30.0%	8	-69.2%



Data source (Collision Reporting System) date:
08-Oct-2025

Detachment: 2K - RED LAKE
Location code(s): 2K00 - RED LAKE

Area(s): 2011 - Red Lake
Data source date:
08-Oct-2025

Report Generated on:
08-Oct-2025 2:48:32 PM



OPP Detachment Board Report
Collision Reporting System
July - September 2025

Fatalities in Detachment Area - Incidents

July - September

Type	Motor Vehicle			Motorized Snow Vehicle			Off-Road Vehicle		
Year	Alcohol/Drugs	Incidents	% Change	Alcohol/Drugs	Incidents	% Change	Alcohol/Drugs	Incidents	% Change
2023	0	0	--	0	0	--	0	0	--
2024	0	0	--	0	0	--	0	0	--
2025	0	0	--	0	0	--	0	0	--

YTD

Type	Motor Vehicle			Motorized Snow Vehicle			Off-Road Vehicle		
Year	Alcohol/Drugs	Incidents	% Change	Alcohol/Drugs	Incidents	% Change	Alcohol/Drugs	Incidents	% Change
2023	0	0	--	0	0	--	0	0	--
2024	0	0	--	0	0	--	0	0	--
2025	0	0	--	0	0	--	0	0	--

Fatalities in Detachment Area - Persons Killed

July - September

Type	Motor Vehicle		Motorized Snow Vehicle		Off-Road Vehicle	
Year	Persons Killed	% Change	Persons Killed	% Change	Persons Killed	% Change
2023	0	--	0	--	0	--
2024	0	--	0	--	0	--
2025	0	--	0	--	0	--

YTD

Type	Motor Vehicle		Motorized Snow Vehicle		Off-Road Vehicle	
Year	Persons Killed	% Change	Persons Killed	% Change	Persons Killed	% Change
2023	0	--	0	--	0	--
2024	0	--	0	--	0	--
2025	0	--	0	--	0	--

Primary Causal Factors in Fatal Motor Vehicle Collisions

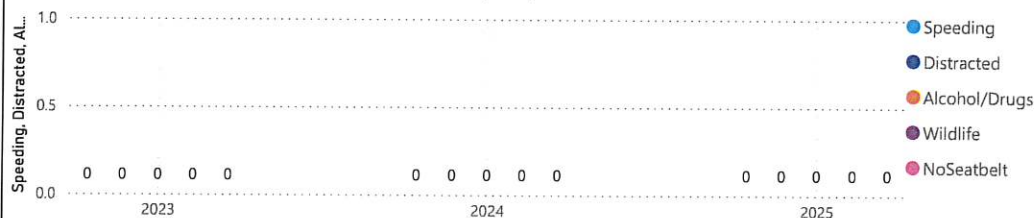
July - September

	2023	2024	2025
Speeding	0	0	0
Speeding % Change	--	--	--
Distracted	0	0	0
Distracted % Change	--	--	--
Alcohol/Drugs	0	0	0
Alcohol/Drugs % Change	--	--	--
Wildlife	0	0	0
Wildlife % Change	--	--	--
NoSeatbelt	0	0	0
NoSeatbelt YoY%	--	--	--

YTD

	2023	2024	2025
Speeding	0	0	0
Speeding % Change	--	--	--
Distracted	0	0	0
Distracted % Change	--	--	--
Alcohol/Drugs	0	0	0
Alcohol/Drugs % Change	--	--	--
Wildlife	0	0	0
Wildlife % Change	--	--	--
NoSeatbeltYTD	0	0	0
NoSeatbeltYTD YoY%	--	--	--

July - September



Data source (Collision Reporting System) date:

08-Oct-2025

Detachment: 2K - RED LAKE

Location code(s): 2K00 - RED LAKE

Areal(s): 2011 - Red Lake

Data source date:

08-Oct-2025

Report Generated on:

08-Oct-2025 2:48:32 PM



OPP Detachment Board Report
Records Management System
July - September 2025



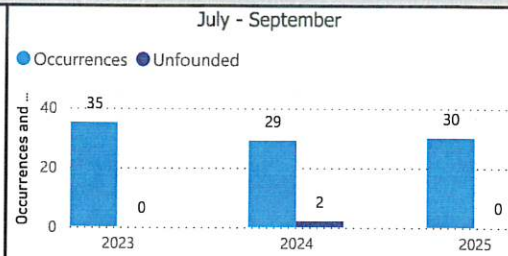
Detachment: 2K - RED LAKE
Location code(s): 2K00 - RED LAKE



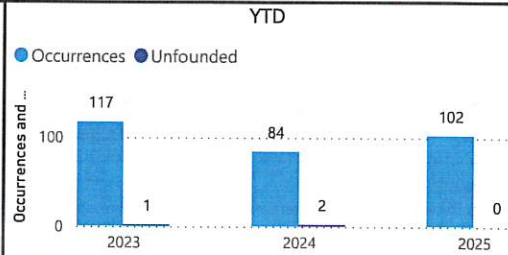
OPP Detachment Board Report
Records Management System
July - September 2025

Mental Health Act Occurrences

July - September		
Year	Occurrences	Unfounded
2023	35	0
2024	29	2
2025	30	0



YTD		
Year	Occurrences	Unfounded
2023	117	1
2024	84	2
2025	102	0



Mental Health Act Occurrences by Occurrence Type

July - September		
Year	2025	
OccurrenceType	Occurrences	Unfounded
	1	0
Ambulance Assistance	1	0
Attempt or threat of suicide	8	0
Intimate Partner Violence	3	0
Mental health act	17	0
Total	30	0

Detachment: 2K - RED LAKE

Location code(s): 2K00 - RED LAKE

Area(s): 2011 - Red Lake

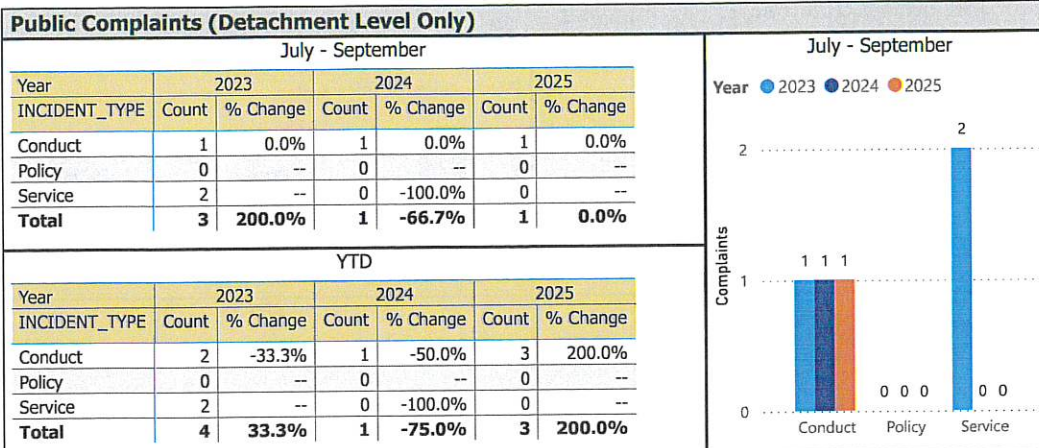
Data source date:

08-Oct-2025

Report Generated on:
08-Oct-2025 2:48:32 PM



OPP Detachment Board Report
Records Management System
July - September 2025



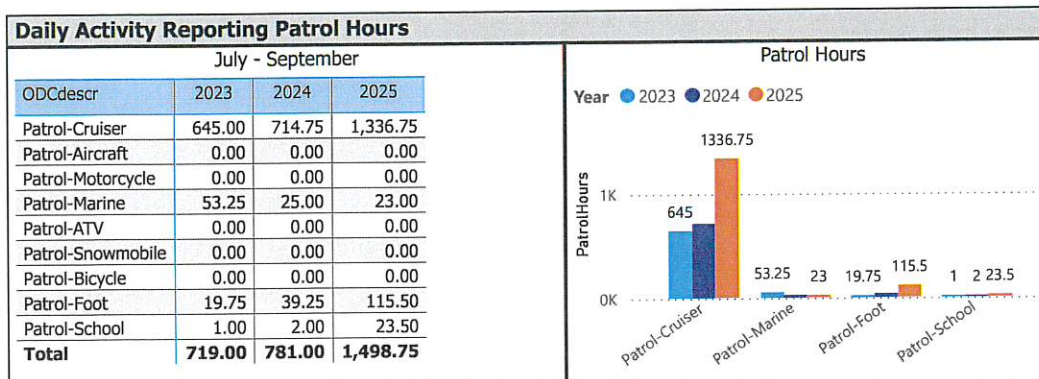
Data source: RMS Data Feed

Ontario Provincial Police, Professional Standards Bureau Commander Reports - File Manager System

Data source date:

08-Oct-2025

Daily Activity Reporting



Data source (Daily Activity Reporting System) date:

08-Oct-2025

Detachment: 2K - RED LAKE
Location code(s): 2K00 - RED LAKE

Data source date:

08-Oct-2025

Report Generated on:

08-Oct-2025 2:48:32 PM

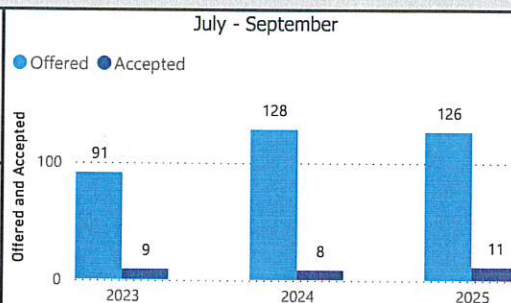


OPP Detachment Board Report
Records Management System
July - September 2025

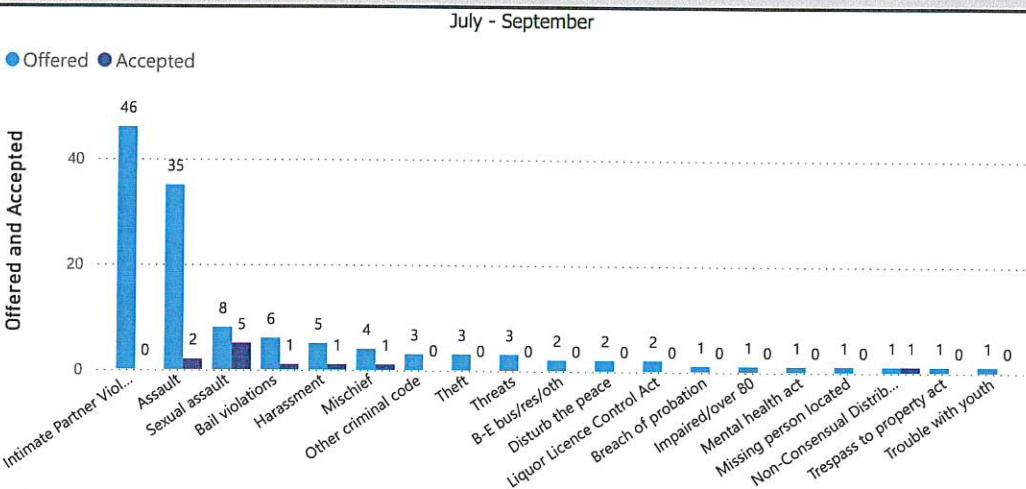
Referrals to Victim Service Agencies by Year

July - September			
Year	Offered	Accepted	% Accepted
2023	91	9	9.7%
2024	128	8	6.2%
2025	126	11	8.7%

YTD			
Year	Offered	Accepted	% Accepted
2023	323	24	7.3%
2024	413	29	7.0%
2025	411	28	6.8%



Referrals to Victim Service Agencies by Occurrence Type



Referrals Accepted (%) by Age Group

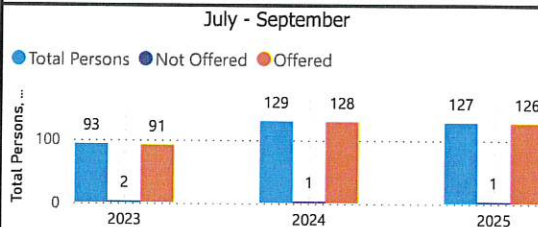
July - September			
PersonAgeRange	2023	2024	2025
	1.2%		
11 - 16		20.0%	33.3%
17 - 25	100.0%	10.0%	15.4%
26 - 45	100.0%	7.4%	4.8%
46 - 65	100.0%	0.0%	8.0%
6 - 10		0.0%	66.7%
Over 65		0.0%	0.0%
Under 6		0.0%	0.0%

YTD			
PersonAgeRange	2023	2024	2025
	1.6%	2.0%	
11 - 16	100.0%	22.2%	23.8%
17 - 25	100.0%	16.1%	9.8%
26 - 45	100.0%	10.1%	3.9%
46 - 65	100.0%	6.4%	6.9%
6 - 10		0.0%	25.0%
Over 65		0.0%	13.0%
Under 6		0.0%	0.0%

Referrals Not Offered

July - September			
ServicesNotOfferedReason	2023	2024	2025
	0	0	0
	0	0	0
Victim deceased or unable to respond	2	1	1
Victim resides outside Ontario	0	0	0

YTD			
ServicesNotOfferedReason	2023	2024	2025
	0	0	0
	0	0	0
Victim deceased or unable to respond	2	2	2
Victim resides outside Ontario	3	1	0



Detachment: 2K - RED LAKE

Location code(s): 2K00 - RED LAKE

Area(s): 2011 - Red Lake

Data source date:

08-Oct-2025

Report Generated on:
08-Oct-2025 2:48:32 PM



OPP Detachment Board Report
Records Management System
July - September 2025

Clearance
Rates.

Clearance Rate

July - September

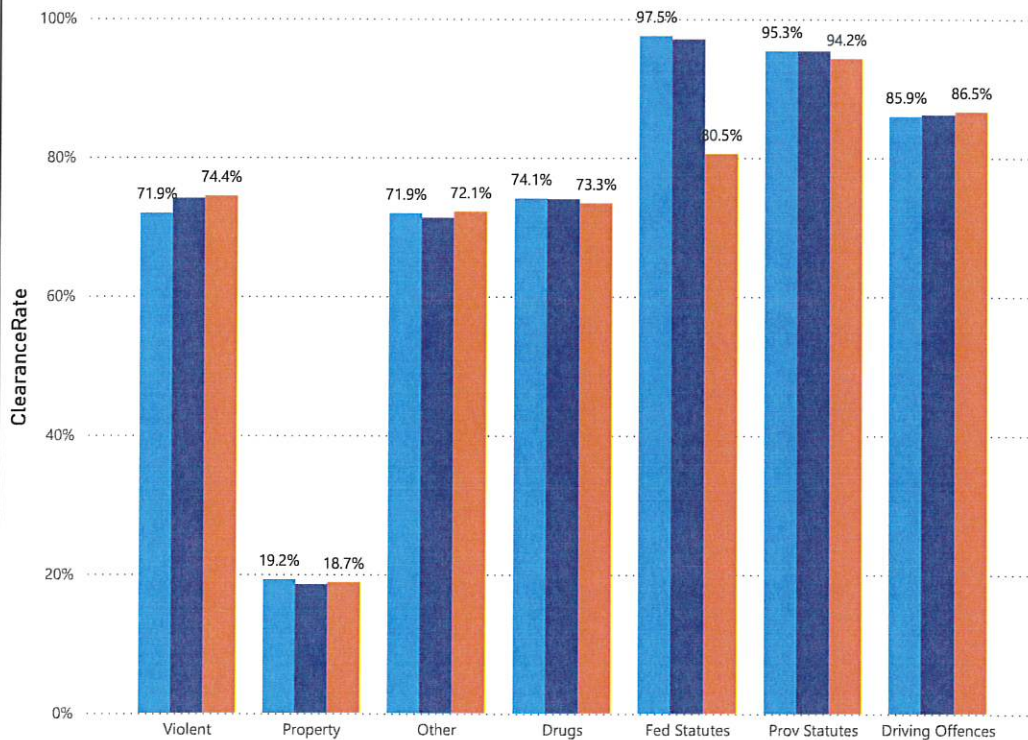
Year	2023		2024		2025	
	%	% Change	%	% Change	%	% Change
Violent	71.9%	9.2%	74.1%	3.0%	74.4%	0.4%
Property	19.2%	9.5%	18.5%	-3.5%	18.7%	1.4%
Other	71.9%	6.9%	71.2%	-0.9%	72.1%	1.2%
Drugs	74.1%	-0.6%	73.9%	-0.2%	73.3%	-0.8%
Fed Statutes	97.5%	-0.7%	97.0%	-0.5%	80.5%	-17.1%
Prov Statutes	95.3%	1.3%	95.3%	0.0%	94.2%	-1.2%
Driving Offences	85.9%	-3.8%	86.1%	0.3%	86.5%	0.5%

YTD

Year	2023		2024		2025	
	%	% Change	%	% Change	%	% Change
Violation_rollup						
Violent	73.3%	9.2%	73.5%	0.2%	73.9%	0.6%
Property	20.4%	14.4%	19.6%	-3.9%	19.7%	0.2%
Other	73.7%	4.6%	72.6%	-1.4%	73.8%	1.6%
Drugs	76.9%	-0.5%	73.8%	-4.0%	75.0%	1.6%
Fed Statutes	95.4%	-0.9%	96.5%	1.1%	78.2%	-19.0%
Prov Statutes	95.3%	1.6%	95.4%	0.1%	94.7%	-0.7%
Driving Offences	86.6%	-2.8%	85.7%	-1.0%	87.5%	2.1%

July - September

Year ● 2023 ● 2024 ● 2025



Please select a Detachment from Report Parameters

Location code(s): 1C00 - BRACEBRIDGE, 1C70 - [MOHAWKS OF GIBSON] WAHTA MOHAWKS FN, 1C71 - [12 MILE POINT] MOOSE DEER POINT FN, 1E00 - HALIBURTON HIGHLANDS, 1F00 - NORTHUMBERLAND (Cobourg), 1F10 - NORTHUMBERLAND (Campbellford), 1F20 - NORTHUMBERLAND (Brighton), 1F70 - ALDERVILLE FN, 1G00 - HUNTSVILLE, 1H00 - HURONIA WEST, 1H10 - SPRINGWATER, 1I00 - PETERBOROUGH COUNTY, 1I70 - CURVE LAKE FN, 1I71 - HIAWATHA FN, 1J00 - CITY OF...

Area(s): ALL
Data source date:
08-Oct-2025

Report Generated on:
08-Oct-2025 3:13:26 PM

2000