

## **OPP Detachment Board Annual Report Guidance Document**

Under section 58 of the Community Safety & Policing Act (CSPA), on or before June 30<sup>th</sup> of each year the O.P.P. Commissioner will submit an Annual Report to the Minister. This strategic summary is passed down to the local Detachment Commanders who will in turn share an Annual Report about their activities in the municipalities they serve. In section 68 of the CSPA, the OPP Detachment Board is required to also submit an Annual Report to their respective Municipalities on or before June 30<sup>th</sup> of each year. A summary from the OPP Detachment Commander will provide an overview of the highlights the past year's achievements and successes through the Local Action Plan that supports the Commissioner's Strategic Plan. The Board will be responsible for adding a summary of the Boards activities and contributions.

This document has been created to aid boards in creating their annual report, with topics they may want to consider and include. It should be noted that Boards should consult with their local municipal council in the detachment area to ensure they are clear about the expectations of the presentation to council. Some may want just the written report while others may decide a formal presentation including a verbal presentation accompanying the written report is needed.

### **Proposed Board Topics for Annual Report**

**Please note: not all are required but provided for consideration in the development of your report.**

#### **1. Executive Summary**

A brief overview of the year's progress, challenges, and highlights, tailored for municipal councils.

#### **2. Key Achievements and Initiatives**

Highlight specific accomplishments or notable projects undertaken within the detachment area that were clearly linked to the Board's involvement. This could include key happenings in the area and potential board policies or protocols that were developed as a result.

#### **3. Local Crime Trends and Analysis**

Present insights into crime trends within the area, using data provided by the OPP. Highlight areas of concern and discuss the potential impact on public safety. It is important to note that the summary provided by the OPP may not focus on each specific community but be an aggregate of all of the detachment area. This is an opportunity for the board to summarize any specific areas of concern or analysis that is unique to each specific municipality.



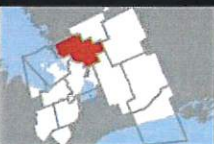
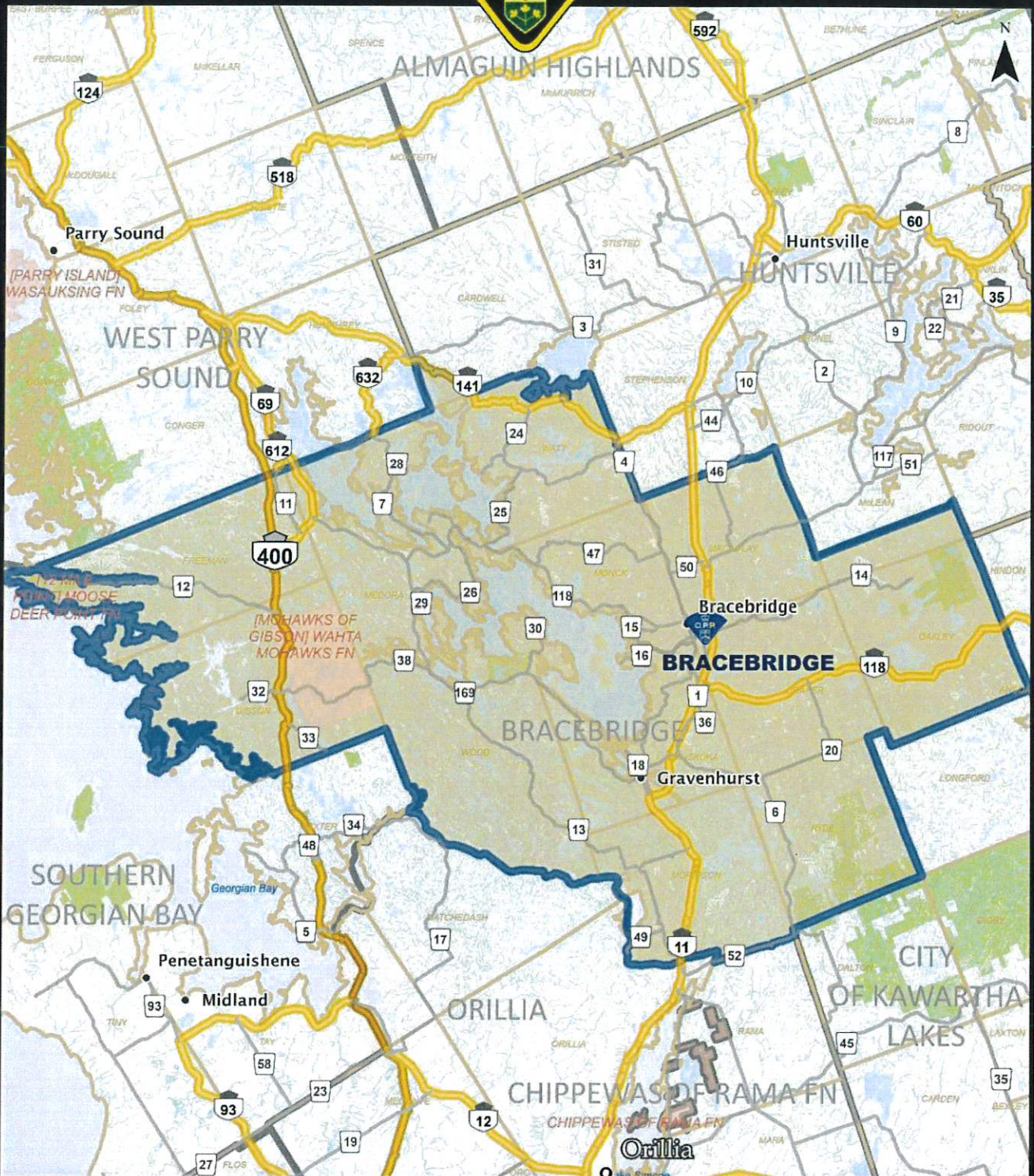


# NO NAME DETACHMENT

**2024 DETACHMENT BOARD ANNUAL REPORT**

---





|  |                       |  |                     |  |                    |  |                     |  |                 |
|--|-----------------------|--|---------------------|--|--------------------|--|---------------------|--|-----------------|
|  | GENERAL HEADQUARTERS  |  | SATELLITE           |  | 400 Series Highway |  | Detachment Boundary |  | First Nation    |
|  | REGIONAL HEADQUARTERS |  | OPP ADMINISTERED FN |  | Provincial Highway |  | Township Boundary   |  | Provincial Park |
|  | HOST DETACHMENT       |  | CTA-WAPEKEKA        |  | Major Road         |  | Non-OPP Policed     |  |                 |



# 2023-2025 STRATEGIC PLAN

## Priorities and Commitments



### PEOPLE

#### **A healthy and resilient OPP**

We will strive to support all members in achieving their professional and personal best.

### WORK

#### **A responsive and evolving OPP**

We will empower our members to ensure the best possible policing services are delivered to Ontarians.

### COMMUNITIES

#### **A collaborative and progressive OPP**

We will partner and build relationships with a shared vision for safety and well-being.

Table of Contents

Message from the Detachment Commander ..... 5

Summary of Commitments ..... 6

2024 Crime Progress Updates ..... 7

2024 Roadways, Waterways and Trails Progress Updates ..... 8

2024 Community Well-Being Progress Updates ..... 9

Other Community Updates ..... 10

Calls for Service ..... 11

Crime and Clearance..... 12


Traffic and Road Safety ..... 14

Uniform Policing Hours ..... 16

Endnotes..... 17

## Message from the Detachment Commander

I am pleased to present the NO NAME Detachment – 2024 OPP Detachment Board Annual Report. This report includes crime, traffic enforcement and community well-being data, and highlights initiatives and successes from the past year. 2024 represents the midway point of the NO NAME Detachment 2023-2025 Action Plan and this report provides updates on our progress in meeting our Action Plan commitments.



I am proud of the work undertaken by our detachment. In 2024, .....

In 2025, we will be working with NO NAME OPP Detachment Board to form the 2026-2029 NO NAME Detachment Action Plan. This work will include engaging with community members to ensure the needs of the communities we serve will be reflected in the commitments we make. Development of the 2026-2029 NO NAME Detachment Action Plan will coincide with the creation of the 2026-2029 OPP Strategic Plan to ensure organizational alignment and support.

The NO NAME Detachment – 2024 OPP Detachment Board Annual Report begins to bridge the gap between *Police Services Act* (PSA) and *Community Safety and Policing Act* (CSPA) reporting requirements. In collaboration with relevant OPP program areas, working groups and NO NAME OPP Detachment Board, this report will continue to develop in the years to come to include content from the OPP Detachment Board Chair(s) and additional data and updates from the OPP.

From detachment administrative staff to frontline uniform members to specialty units to supervisors, our members continue to serve with pride, professionalism and honour. As we anticipate future challenges and opportunities for policing and community safety, we remain dedicated to our mission of serving our communities by protecting citizens, upholding the law and preserving public safety.

Inspector John Smith  
NO NAME Detachment



# Summary of Commitments

Through analysis and consultation, the following areas of focus were identified for the years 2023-2025.

| Crime   | Roadways, Waterways and Trails  | Community Well-Being  |
|---|---|---|
| <p>To support victims of violent crime with timely referrals to all victim assistance programs.</p> <p>To reduce illicit drug crime through intelligence gathering, trend analysis and enforcement.</p> <p>Reduce incidents of human trafficking and human smuggling.</p> | <p>To continuously monitor collision trends and causal factors and deploy commensurate resources for enforcement to promote collision reduction and eliminate risk.</p> <p>To sustain a continuous and year-round focus on the causal factors of motorized vehicle collisions by focusing on and prioritizing the “Big Four” on our roadways.</p> <p>Engage with partners to educate the public on safe driving and marine practices, while identifying contributing factors that can be addressed to increase public safety.</p> | <p>To seek out and identify efficiencies in integrated, collaborative response solutions in providing support to community members who are experiencing a mental health crisis.</p> <p>Engagement with youth in our community, with a goal of building lasting relationships based on trust and mutual respect.</p> <p>Response and engagement pertaining to the opioid crisis and addictions within our communities.</p> |



## 2024 Crime Progress Updates

| Commitment   | Progress Update |
|--|-----------------|
| To support victims of violent crime with timely referrals to all victim assistance programs. | In 2024 we...   |
| To reduce illicit drug crime through intelligence gathering, trend analysis and enforcement. | In 2024 we...   |
| Reduce incidents of human trafficking and human smuggling                                    | In 2024 we...   |

# 2024 Roadways, Waterways and Trails Progress Updates

| Commitment   | Progress Update |
|--|-----------------|
| To continuously monitor collision trends and causal factors and deploy commensurate resources for enforcement to promote collision reduction and eliminate risk.         | In 2024 we...   |
| To sustain a continuous and year-round focus on the causal factors of motorized vehicle collisions by focusing on and prioritizing the “Big Four” on our roadways.       | In 2024 we...   |
| Engage with partners to educate the public on safe driving and marine practices, while identifying contributing factors that can be addressed to increase public safety. | In 2024 we...   |



# 2024 Community Well-Being Progress Updates

| Commitment   | Progress Update |
|--|-----------------|
| To seek out and identify efficiencies in integrated, collaborative response solutions in providing support to community members who are experiencing a mental health crisis. | In 2024 we...   |
| Engagement with youth in our community, with a goal of building lasting relationships based on trust and mutual respect.   | In 2024 we...   |
| Response and engagement pertaining to the opioid crisis and addictions within our communities.   | In 2024 we...   |

## Other Community Updates

- Based on current crime trends and/or requests from the community, [Name] Detachment led crime prevention initiatives focused on [ex. fraud prevention, combating auto theft]. We worked alongside community partners [example] to increase awareness and education about [topic].
- Based on concerns from community members, [Name] Detachment increased community patrol in [area]. This resulted in [ex. increased charges, fewer calls for service, community members/businesses saying they felt safer].
- [Name] Detachment routinely seeks and receives feedback from community members related to their expectations and levels of satisfaction with the policing services provided in their community. For example... [ex. formal local Community Satisfaction Survey results if available for 2024, letter received from a community member, results of a town hall/open forum].
- [Name] Detachment attended [ex. schools, summer camps, sports events] to engage with youth and promote [initiative or topic]. We received positive feedback from [youth, teacher, coach, parent] about [event/initiative], including... Building relationships with youth and providing them with information about [topic(s)] are essential aspects of community safety and well-being.
- [Name] Detachment continued to engage with diverse groups and organizations in our area to build relationships and promote community safety and well-being. In 2024, we celebrated [ex. Black History Month] with [community/group]. We attended [event] with [group]. We presented on [topic] to [group/organization].
- Building and strengthening relationships with First Nations, Inuit and Métis communities remain priorities for the OPP and [Name] Detachment. In 2024, we celebrated [ex. Indigenous Peoples Day] with [community/group]. We attended [ex. National Day for Truth and Reconciliation Ceremony] with [group]. We presented on [topic] to [group/organization].
- Recognizing the increasing need for mental health-related supports, [Name] Detachment partnered with community-based organizations [examples] to [develop/implement] a coordinated response to mental health-related calls. This has resulted in... [ex. fewer calls for service, fewer repeat engagements].
- [Name] Detachment partnered with community-based organizations [examples] to better support victims by connecting them with local [and/or culturally relevant] resources.



# Calls for Service

Table 1.1

| All CAD Events* | Immediate Police Response Required** |
|-----------------|--------------------------------------|
| 24,999          | 7,858                                |

\* This represents all Computer Aided Dispatch (CAD) event types created for each detachment area. Not all CAD events are dispatched to a frontline OPP detachment officer. Some events may have been actioned by another OPP member, diverted to another unit, or deemed a non-OPP event. This does not include officer or detachment generated events that have not been reported through the PCC, or any online reporting events.

\*\* This represents the total number of CAD events prioritized for an immediate police response, indicating the potential for extreme danger, catastrophic circumstances, injury, the threat of injury, death, and/or crime in progress.

# Crime and Clearance

## Violent Crimes

Table 2.1

| Offences   | 2020 | 2021 | 2022 | Clearance Rate |
|--|------|------|------|----------------|
| 01 - Homicide  | 0    | 0    | 0    | --             |
| 02 - Other Offences Causing Death                                | 0    | 1    | 0    | --             |
| 03 - Attempted Murder  | 0    | 1    | 0    | --             |
| 04 - Sexual Offences   | 16   | 26   | 38   | 34.21%         |
| 05 - Assaults/Firearm Related Offences                           | 104  | 91   | 97   | 76.29%         |
| 06 - Offences Resulting in the Deprivation of Freedom            | 0    | 2    | 3    | 100.00%        |
| 07 - Robbery   | 3    | 7    | 2    | 50.00%         |
| 08 - Other Offences Involving Violence or the Threat of Violence | 41   | 76   | 58   | 36.21%         |
| 09 - Offences in Relation to Sexual Services                     | 0    | 0    | 0    | --             |
| 10 - Total   | 164  | 204  | 198  | 56.57%         |

## Property Crimes

Table 2.2

| Offences                 | 2020 | 2021 | 2022 | Clearance Rate |
|--------------------------|------|------|------|----------------|
| 01 - Arson               | 4    | 1    | 3    | 33.33%         |
| 02 - Break and Enter     | 105  | 90   | 104  | 21.15%         |
| 03 - Theft Over \$5,000  | 86   | 120  | 189  | 17.99%         |
| 04 - Theft Under \$5,000 | 278  | 279  | 258  | 6.20%          |
| 05 - Have Stolen Goods   | 18   | 20   | 15   | 80.00%         |
| 06 - Fraud               | 140  | 133  | 133  | 12.03%         |
| 07 - Mischief            | 140  | 126  | 158  | 6.33%          |
| 08 - Total               | 771  | 769  | 860  | 12.91%         |

## Other Criminal Code

Table 2.3

| Offences                          | 2020 | 2021 | 2022 | Clearance Rate |
|-----------------------------------|------|------|------|----------------|
| 01 - Gaming and Betting           | 0    | 1    | 0    | --             |
| 02 - Offensive Weapons            | 29   | 25   | 13   | 46.15%         |
| 03 - Other Criminal Code Offences | 299  | 445  | 423  | 93.85%         |
| 04 - Total                        | 306  | 238  | 369  | 79.13%         |

## Drugs

Table 2.4

| Offences                                  | 2020 | 2021 | 2022 | Clearance Rate |
|---|------|------|------|----------------|
| 01 - Possession                           | 49   | 32   | 22   | 81.82%         |
| 02 - Trafficking                          | 35   | 27   | 14   | 78.57%         |
| 03 - Importation and Production           | 1    | 0    | 1    | 0.00%          |
| 04 - Cannabis Possession                  | 2    | 2    | 0    | --             |
| 05 - Cannabis Distribution                | 1    | 0    | 0    | --             |
| 06 - Cannabis Sale                        | 7    | 2    | 0    | --             |
| 07 - Cannabis Importation and Exportation | 0    | 0    | 0    | --             |
| 08 - Cannabis Production                  | 4    | 8    | 2    | 100.00%        |
| 09 - Other Cannabis Violations            | 0    | 0    | 1    | 0.00%          |
| 10 - Total                                | 48   | 47   | 41   | 70.73%         |



**Federal Statutes****Table 2.5**

| <b>Offences</b>  | <b>2020</b> | <b>2021</b> | <b>2022</b> | <b>Clearance Rate</b> |
|------------------|-------------|-------------|-------------|-----------------------|
| Federal Statutes | 242         | 35          | 199         | 98.55%                |

**Traffic Violations****Table 2.6**

| <b>Offences</b>   | <b>2020</b> | <b>2021</b> | <b>2022</b> | <b>Clearance Rate</b> |
|---|-------------|-------------|-------------|-----------------------|
| 01 - Dangerous Operation  | 80          | 11          | 11          | 100.00%               |
| 02 - Flight from Peace Officer  | 3           | 7           | 3           | 33.33%                |
| 03 - Operation while Impaired/Low Blood Drug Concentration Violations | 67          | 63          | 22          | 100.00%               |
| 04 - Failure or Refusal to Comply with Demand                         | 11          | 1           | 2           | 100.00%               |
| 05 - Failure to Stop after Accident                                   | 0           | 2           | 8           | 25.00%                |
| 06 - Operation while Prohibited                                       | 6           | 5           | 897         | 100.00%               |
| 07 - Total  | 8832        | 89          | 121         | 93.39%                |

**Youth Crime****Table 2.7**

| <b>Offences</b>      | <b>2020</b> | <b>2021</b> | <b>2022</b> |
|----------------------|-------------|-------------|-------------|
| ChgDispBail          | 0           | 0           | 0           |
| ChgDispConviction    | 19,170      | 15,291      | 12,004      |
| ChgDispDiversion     | 4,079       | 12,036      | 4,056       |
| ChgDispNonConviction | 17,331      | 22,421      | 17,320      |
| ChgDispNotAccepted   | 0           | 0           | 0           |
| ChgDispPOATicket     | 4,090       | 4,086       | 16,927      |
| NULL                 | 11,110      | 2,036       | 20,384      |
| Total                | 40,780      | 45100,870   | 59,691      |

**Victim Referrals****Table 2.8**

| <b>Offences</b>   | <b>2020</b> | <b>2021</b> | <b>2022</b> |
|-------------------|-------------|-------------|-------------|
| Sum of Offered    | 1002        | 904         | 1065        |
| Sum of Accepted   | 158         | 18536       | 285         |
| Sum of Total      | 1035        | 1060        | 5514        |
| Sum of % Accepted | 14.27%      | 14.72%      | 8127%       |

# Traffic and Road Safety

## Motor Vehicle Collisions (MVC) by Type

(Includes roadway, off-road and motorized snow vehicle collisions)

Table 3.1

| Offences                        | 2022 | 2023 | 2024 |
|---------------------------------|------|------|------|
| Fatal Injury Collisions         | 5    | 8    | 3    |
| Non-Fatal Injury Collisions     | 160  | 108  | 115  |
| Property Damage Only Collisions | 575  | 597  | 741  |
| Alcohol-Related Collisions      | 65   | 61   | 49   |
| Animal-Related Collisions       | 179  | 1334 | 203  |
| Speed-Related Collisions        | 58   | 61   | 95   |
| Inattentive-Related Collisions  | 121  | 133  | 785  |
| Persons Killed                  | 6    | 8    | 4    |
| Persons Injured                 | 244  | 142  | 169  |

## Primary Causal Factors in Fatal MVCs on Roadways

Table 3.2

| Offences   | 2022 | 2023 | 2024 |
|--|------|------|------|
| Fatal Roadway Collisions where Causal is Speed Related                                   | 0    | 3    | 1    |
| Fatal Roadway Collisions where Causal is Alcohol/Drug Related                            | 0    | 0    | 1    |
| Persons Killed in Fatal Roadway Collisions where lack of Seatbelt/Helmet use is a Factor | 0    | 2    | 0    |
| Fatal Roadway Collisions where Causal is Inattentive Related                             | 0    | 3    | 0    |
| Fatal Roadway Collisions where Causal is Animal Related                                  | 0    | 0    | 0    |

## Fatalities in Detachment Area

Table 3.3

| Fatality Type          | Category                       | 2022 | 2023 | 2024  |
|------------------------|--------------------------------|------|------|-------|
| Roadway                | Fatal Incidents                | 1    | 8    | 5     |
| Roadway                | Persons Killed                 | 1    | 8    | 5     |
| Roadway                | Alcohol/Drug Related Incidents | 67   | 0    | 1     |
| Marine                 | Fatal Incidents                | 1    | 0    | 2     |
| Marine                 | Persons Killed                 | 1    | 100  | 2     |
| Marine                 | Alcohol/Drug Related Incidents | 0    | 0    | 1     |
| Off-Road Vehicle       | Fatal Incidents                | 1    | 0    | 0     |
| Off-Road Vehicle       | Persons Killed                 | 1    | 0    | 0     |
| Off-Road Vehicle       | Alcohol/Drug Related Incidents | 0    | 0    | 24685 |
| Motorized Snow Vehicle | Fatal Incidents                | 1    | 0    | 0     |
| Motorized Snow Vehicle | Persons Killed                 | 1    | 3    | 0     |
| Motorized Snow Vehicle | Alcohol/Drug Related Incidents | 0    | 0    | 0     |



**Big 4****Table 3.4**

| <b>Offences</b>                | <b>2022</b> | <b>2023</b> | <b>2024</b> |
|--------------------------------|-------------|-------------|-------------|
| Distracted (HTA 78.1)          | 12          | 2585        | 20          |
| Impaired (CCC 320.14 & 320.15) | 167         | 159         | 180         |
| Seatbelt (HTA 106)             | 37          | 39          | 551         |
| Speeding (HTA 128)             | 1,767       | 1,345       | 1,438       |

**Charges****Table 3.5**

| <b>Offences</b>                   | <b>2022</b> | <b>2023</b> | <b>2024</b> |
|-----------------------------------|-------------|-------------|-------------|
| HTA                               | 3,099       | 2,456       | 2,808       |
| Criminal Code Traffic             | 183         | 209         | 244         |
| Criminal Code Non-Traffic         | 1,123       | 1,230,999   | 1,577       |
| LLCA                              | 265         | 175         | 167,687     |
| Controlled Drug and Substance Act | 101         | 91          | 63          |
| Federal Cannabis Act              | 18,674      | 24,560      | 5           |
| Provincial Cannabis Act           | 27          | 27          | 22          |
| Other                             | 544         | 417         | 4,267       |

## Uniform Policing Hours



**Service Delivery Model  
OPP Provincial Target**

**Service Delivery Activity Allocations**

**Table 4.1**

| Calls for Service | Administrative Requirements | Proactive Patrol | Community Engagement |
|-------------------|-----------------------------|------------------|----------------------|
| 42.9%             | 35.8%                       | 18.1%            | 2.3%                 |

**Hours (Field Personnel)**

**Table 4.2**

|                       | 2020   | 2021    | 2022    |
|-----------------------|--------|---------|---------|
| TOTAL FRONTLINE HOURS | 99,163 | 103,478 | 122,997 |

# Endnotes

## ENDNOTES

### Tables 2.1, 2.2, 2.3, 2.4, 2.5, 2.6

Source: Niche Records Management System (RMS), (2025/04/23)

Note:

- Statistics Canada’s Uniform Crime Reporting Survey was designed to measure the incidence of crime in Canadian society and its characteristics.
- Actual counts (2022, 2023 and 2024) and Clearance Rate for 2024 included.
- The most serious violation methodology (MSV) is used, which is the same as Statistics Canada’s methodology. The MSV counts only the first of up to four offences per incident that occurred in the specific time range.
- First Nation population is not included.
- Statistics Canada Verified (green checkmark) only.

### Table 2.1 Violent Crimes

#### Corresponding Violation Description

- 01 Murder 1<sup>st</sup> Degree, Murder 2<sup>nd</sup> Degree, Manslaughter, Infanticide
- 02 Criminal Negligence Causing Death, Other Related Offences Causing Death
- 03 Attempted Murder, Conspire to Commit Murder
- 04 Sexual offence which occurred prior to January 4, 1983, Sexual Assault, Level 3, Aggravated, Sexual Assault, Level 2, Weapon or Bodily Harm, Sexual Assault, Level 1, Sexual Interference, Invitation to Sexual Touching, Sexual Exploitation, Sexual Exploitation of a Person with a Disability, Incest, Corrupting Morals of a Child, Making Sexually Explicit Material Available to Children, Parent or Guardian Procuring Sexual Activity, Householder Permitting Sexual Activity, Luring a Child via Computer, Agreement or Arrangement - Sexual Offence Against a Child, Bestiality - Commits, Compels Another Person, Bestiality in, Presence of, or Incites, a Child, Voyeurism, Non-Consensual Distribution of Intimate Images
- 05 Assault Level 3, Aggravated, Assault Level 2, Weapon/Bodily Harm, Assault Level 1, Unlawfully Causing Bodily Harm, Discharge Firearm with Intent, Using firearm/imitation of Firearm in the Commission of an Offence, Pointing a Firearm, Assault, Peace-Public Officer, Assault Against Peace Officer with a Weapon or Causing Bodily Harm, Criminal Negligence Causing Bodily Harm, Trap Likely to or Causing Bodily Harm, Other Assaults
- 06 Kidnapping, Forcible Confinement, Hostage Taking, Trafficking in Persons, Abduction Under 14, Not Parent/Guardian, Abduction Under 16, Removal of Children from Canada, Abduction Under 14 Contravening a Custody Order, Abduction Under 15 by Parent/Guardian
- 07 Robbery, Robbery to Steal Firearm
- 08 Extortion, Intimidation of a Justice System Participant or a Journalist, Intimidation of a Non-justice System Participant, Criminal Harassment, Indecent/Harassing Communications, Utter Threats to Person, Explosives Causing Death/Bodily Harm, Arson - Disregard for Human Life, Other Violations Against the Person, Failure to Comply with Safeguards (MAID), Forging/Destruction of Documents (MAID)
- 09 Obtaining Sexual Services for Consideration, Obtaining Sexual Services for Consideration from Person Under the Age of 18 Years, Material Benefit from Sexual Services, Material Benefit from Sexual Services Provided by Person Under the Age of 18 Years, Procuring, Procuring a Person Under the Age of 18 Years, Advertising Sexual Services

### Table 2.2 Property Crimes

#### Corresponding Violation Description

- 01 Arson
- 02 Break & Enter, Break & Enter to Steal a Firearm, Break & Enter a Motor Vehicle (Firearm)
- 03 Theft over \$5000, Theft over \$5000 from a Motor Vehicle, Shoplifting over \$5000, Motor Vehicle Theft
- 04 Theft \$5000 or Under, Theft under \$5000 from a Motor Vehicle, Shoplifting \$5000 or Under
- 05 Trafficking in Stolen Goods over \$5000, Possession of Stolen Goods over \$5000, Trafficking in Stolen Goods \$5000 and Under, Possession of Stolen Goods \$5000 and Under
- 06 Fraud, Identity Theft, Identity Fraud
- 07 Mischief, Mischief to Cultural Property, Hate-motivated mischief relating to property used by identifiable group, Mischief Relating to War Memorials, Altering/Destroying/Removing a Vehicle Identification Number (VIN)



## Table 2.3 Other Criminal Code

### Corresponding Violation Description

01 Betting House, Gaming House, Other Violations Related to Gaming and Betting  
 02 Offensive Weapons: Explosives, Weapons Trafficking, Possession and Distribution of Computer Data (Firearm), Altering Cartridge Magazine, Weapons Possession Contrary to Order, Possession of Weapons, Unauthorized Importing/Exporting of Weapons., Firearms Documentation/Administration, Unsafe Storage of Firearms  
 03 Failure to Comply with Order, Escape and being at large without excuse - escape from custody, Escape and being at large without excuse - Unlawfully at Large, Failure to Appear, Breach of Probation, Disturb the Peace, Child Pornography (Possessing or Accessing), Child Pornography (Making or Distributing), Public Communications to Sell Sexual Services, Offences Related to Impeding Traffic to Buy or Sell Sexual Services, Counterfeiting, Indecent Acts, Voyeurism (Expired), Corrupting Morals, Lure child via Computer (Expired), Obstruct Public/Peace Officer, Trespass at Night, Threatening/Harassing Phone Calls (Expired), Utter Threats Against Property or Animals, Advocating Genocide, Public Incitement of Hatred, Promoting or Advertising Conversion Therapy, Unauthorized Recording of a Movie/Purpose of Sale, Rental, Commercial, Distribution, Offences Against Public Order (Part II CC), Property or Services for Terrorist Activities, Freezing of Property, Disclosure, Audit, Participate in Activity of Terrorist Group, Facilitate Terrorist Activity, Instruction/Commission of Act of Terrorism, Hoax – Terrorism, Advocating/Promoting Terrorism, Firearms and Other Offensive Weapons (Part III CC), Leave Canada to Participate in Activity of a Terrorist Group, Leave Canada to Facilitate Terrorist Activity, Leave Canada to Commit Offence for Terrorist Group, Leave Canada to Commit Offence that is Terrorist Activity, Harbour/Conceal Terrorist (Max = Life), Harbour/Conceal Terrorist (Max Does Not = Life), Harbour/Conceal Person Likely to Carry Out Terrorist Activity, Offences Against the Administration of Law and Justice (Part IV CC), Sexual Offences, Public Morals and Disorderly Conduct (Part V CC), Invasion of Privacy (Part VI CC), Failure to Comply with Regulations / Obligations for Medical Assistance in Dying (MAID), Other Offences Against the Person and Reputation, Offences Against the Rights of Property (Part IX CC), Fraudulent Transactions, Relating to Contracts and Trade (Part X CC), Offences Related to Currency, Proceeds of Crime (Part XII.2 CC), Attempts, Conspiracies, Accessories, Instruct Offence for Criminal Organization, Commit Offence for Criminal Organization, Participate in Activities of Criminal Organization, Recruitment of Members by a Criminal Organization, All Other Criminal Code (includes Part XII.1 CC)

## Table 2.4 Drugs

### Corresponding Violation Description

01 Possession – Heroin, Possession – Cocaine, Possession - Other Controlled Drugs and Substances Act, Possession - Methamphetamine (Crystal Meth), Possession - Methylenedioxymphetamine (Ecstasy), Possession – Opioid (other than heroin)  
 02 Trafficking – Heroin, Trafficking – Cocaine, Trafficking - Other Controlled Drugs and Substances Act, Trafficking - Methamphetamine (Crystal Meth), Trafficking - Methylenedioxymphetamine (Ecstasy), Trafficking – Opioid (other than heroin)  
 03 Import / Export – Heroin, Import / Export – Cocaine, Import / Export - Other Controlled Drugs and Substances Act, Import / Export - Methamphetamines (Crystal Meth), Import / Export - Methylenedioxymphetamine (Ecstasy), Import/Export – Opioid (other than heroin), Production – Heroin, Production – Cocaine, Production - Other Controlled Drugs & Substances Act, Production - Methamphetamines (Crystal Meth), Production - Methylenedioxymphetamine (Ecstasy), Production – Opioid (other than heroin), Possession, sale, etc., for use in production of or trafficking in substance  
 04 Possession of illicit or over 30g dried cannabis (or equivalent) by adult, Possession of over 5g dried cannabis (or equivalent) by youth, Possession of budding or flowering plants, or more than four cannabis plants, Possession of cannabis by organization  
 05 Distribution of illicit, over 30g dried cannabis (or equivalent), or to an organization, by adult, Distribution of cannabis to youth, by adult, Distribution of over 5g dried cannabis (or equivalent), or to an organization, by youth, Distribution of budding or flowering plants, or more than four cannabis plants, Distribution of cannabis by organization, Possession of cannabis for purpose of distributing  
 06 Sale of cannabis to adult, Sale of cannabis to youth, Sale of cannabis to an organization, Possession of cannabis for purpose of selling  
 07 Importation and exportation of cannabis, Possession of cannabis for purpose of exportation  
 08 Obtain, offer to obtain, alter or offer to alter cannabis, Cultivate, propagate or harvest cannabis by adult, Cultivate, propagate or harvest cannabis by youth or organization  
 09 Possess, produce, sell, distribute or import anything for use in production or distribution of illicit cannabis, Use of young person in the commission of a cannabis offence, Other Cannabis Act

## Table 2.5 Federal Statutes

### Corresponding Violation Description

Bankruptcy Act, Income Tax Act, Canada Shipping Act, Canada Health Act, Customs Act, Competition Act, Excise Act, Youth Criminal Justice Act (YCJA), Immigration and Refugee Protection Act, Human Trafficking (involving the use of abduction, fraud, deception or use of threat), Human Smuggling fewer than 10 persons, Human Smuggling 10 persons or more, Firearms Act, National Defence Act, Emergencies Act, Quarantine Act, Other Federal Statutes

## Table 2.6 Traffic Violations

### Corresponding Violation Description

01 Dangerous Operation Causing Death, Dangerous Operation Causing Bodily Harm, Dangerous Operation

02 Flight from Peace Officer

03 Operation - low blood drug concentration, Operation while impaired causing death (alcohol), Operation while impaired causing death (alcohol and drugs), Operation while impaired causing death (drugs), Operation while impaired causing death (unspecified), Operation while impaired causing bodily harm (alcohol), Operation while impaired causing bodily harm (alcohol and drugs), Operation while impaired causing bodily harm (drugs), Operation while impaired causing bodily harm (unspecified), Operation while impaired (alcohol), Operation while impaired (alcohol and drugs), Operation while impaired (drugs), Operation while impaired (unspecified)

04 Failure or refusal to comply with demand (alcohol), Failure or refusal to comply with demand (alcohol and drugs), Failure or refusal to comply with demand (drugs), Failure or Refusal to Comply with Demand (unspecified), Failure or refusal to comply with demand, accident resulting in bodily harm (alcohol), Failure or refusal to comply with demand, accident resulting in bodily harm (alcohol and drugs), Failure or refusal to comply with demand, accident resulting in bodily harm (drugs), Failure or refusal to comply with demand, accident resulting in bodily harm (unspecified), Failure or refusal to comply with demand, accident resulting in death (alcohol), Failure or refusal to comply with demand, accident resulting in death (alcohol and drugs), Failure or refusal to comply with demand, accident resulting in death (drugs), Failure or refusal to comply with demand, accident resulting in death (unspecified)

05 Failure to stop after accident resulting in death, Failure to stop after accident resulting in bodily harm, Failure to stop after accident, Operation while prohibited

## Table 2.7 Youth Crime

Source: Niche Records Management System (RMS), (2025/04/24)

### Note:

- Youth Charges by Disposition Type
- Only charges that have had a disposition type recorded in the OPP Niche RMS application are included.
- Youth charges without a disposition type are not included which may result in under stating the actual youth charges.

## Table 2.8 Victim Referrals

Source: Niche Records Management System (RMS), (2025/04/24)

### Note:

- Number of Referrals to Victim Service Agencies

## Table 3.1 Motor Vehicle Collisions (NVC) by Type

Source: Ontario Provincial Police, Collision Reporting System (CRS), (2025/02/21)

### Note:

- Total Motor Vehicle Collisions (Fatal Injury, Non-Fatal Injury and Property Damage Only): Reportable Fatal Injury, Non-Fatal Injury and Property Damage Only Collisions entered into the eCRS for All Motorized Vehicles (MVC-Roadway, MSV- Snowmobile and ORV-Off Road Report Type) regardless of completion/approval status.
- Alcohol/Drug Related Collisions: Reportable MVC collisions where Alcohol/Drug Involved field indicated as Yes OR Contributing Factor scored as Ability Impaired (Alcohol or Drug) OR Driver Condition reported as Had Been Drinking or Ability Impaired.
- Animal Related Collisions: Reportable MVC collisions where Contributing Factor scored as Animal OR Wildlife Involved was an Animal OR Sequence of Events was an Animal.
- Speed Related Collisions: Reportable MVC collisions where Contributing Factor scored as Excessive Speed or Speed Too Fast For Conditions OR Driver Action reported as Exceeding Speed Limit or Speed Too Fast For Conditions.
- Inattentive Related Collisions: Reportable MVC collisions where Contributing Factor scored as Inattentive OR Driver Condition reported as Inattentive.
- Persons Killed or Injured: Number of Persons Injured or Killed in Reportable MVC collisions.

### Table 3.2 Primary Causal Factors in Fatal MVCs on Roadways

Source: Ontario Provincial Police, Collision Reporting System (CRS), (2025/02/21)

Note:

- Fatal Roadway Collisions where Causal is Speed Related: Reportable Fatal Roadway Collisions where Contributing Factor scored as Excessive Speed or Speed Too Fast For Conditions OR Driver Action reported as Exceeding Speed Limit or Speed Too Fast For Conditions.
- Fatal Roadway Collisions where Causal is Alcohol/Drug Related: Reportable Fatal Roadway Collisions where Contributing Factor where Alcohol/Drug involved field indicated as Yes OR Contributing Factor scored as Ability Impaired (Alcohol or Drug) OR Driver Condition reported as Had Been Drinking or Ability Impaired.
- Persons Killed in Fatal Roadway Collisions where lack of Seatbelt/Helmet use is a Factor: Persons Killed in Reportable Fatal Roadway Collisions where Victim is fatally injured AND a vehicle occupant AND where safety equipment reported to be not used but available.
- Fatal Roadway Collisions where Causal is Inattentive Related: Reportable Fatal Roadway Collisions where Contributing Factor scored as Inattentive OR Driver Condition reported as Inattentive.
- Fatal Roadway Collisions where Causal is Animal Related: Reportable Fatal Roadway Collisions where Contributing Factor scored as Animal OR Wildlife Involved was an Animal OR Sequence of Events was an Animal.

### Table 3.3 Fatalities in Detachment Area

Source: Ontario Provincial Police, Collision Reporting System (CRS), (2025/02/21)

Note:

- Fatal Incidents: Reportable Fatal Collisions by Report Type (Roadway, Marine, Off-Road Vehicle, Motorized Snow Vehicle).
- Persons Killed: Number of Involved Persons where Injury is fatal by Report Type (Roadway, Marine, Off-Road Vehicle, Motorized Snow Vehicle).
- Alcohol/Drug Related Incidents: Reportable Fatal Collisions by Report Type (Roadway, Marine, Off-Road Vehicle, Motorized Snow Vehicle) where Alcohol/Drug Involved field indicated as Yes OR Contributing Factor scored as Ability Impaired (Alcohol or Drug) OR Driver Condition reported as Had Been Drinking or Ability Impaired.

### Table 3.4 Big 4

Source: Niche Records Management System (RMS) & eTicket, (2025/02/21)

Note:

- Speeding (HTA 128): Charges are based on date charged. Speeding = HTA s.128 charges.
- Seatbelt (HTA 106): Charges are based on date charged. Seatbelt = HTA s.106 charges.
- Distracted (HTA 78.1): Charges are based on date charged. Distracted = HTA s.78.1 charges.
- Impaired (CCC 320.14 & 320.15): Charges are based on date charged. Impaired = CCC s.320.14 & 320.15 charges.

### Table 3.5 Charges

Source: Niche Records Management System (RMS) & eTicket, (2025/02/21)

Note:

- HTA: Charges are based on date charged. Highway Traffic Act Statute charges.
- Criminal Code Traffic: Charges are based on date charged. Criminal Code Traffic (CCC s320.13, 320.14, 320.15, 320.16, 320.17 & 320.18) charges.
- Criminal Code Non-Traffic: Charges are based on date charged. All CCC charges not included in the Criminal Code Traffic section above.
- LLCA: Charges are based on date charged. Liquor Licence and Control Act charges.
- Federal Cannabis Act: Charges are based on date charged. Cannabis Act charges.
- Provincial Cannabis Act: Charges are based on date charged. Cannabis Control Act charges.
- Controlled Drug and Substance Act: Charges are based on date charged. Controlled Drug and Substance Act charges.
- Other: Charges are based on date charged. "Other" charges is comprised of CAIA, Other Provincial & Federal Offences not already captured in sections above.



### Table 4.1 Service Delivery Activity Allocations

Source: Daily Activity Reporting (DAR) System

Date: April 17, 2025

Note: Activity allocation percentages are based on the total reported hours of detachment provincial constables performing duties within their home detachment location.

### Table 4.2 Hours (Field Personnel)

Source: Daily Activity Reporting (DAR) System

Date: January 20, 2025

Note:

- Total reported hours, excluding paid duties.
- Includes Provincial Constable to Sergeant ranks only.
- Excludes First Nations badge numbers.
- Excludes administrative accounts and joint services accounts.
- Excludes incomplete DAR entries and those with errors.
- Excludes General Headquarters location codes.

# CONTACT THE OPP

## REACH THE OPP BY PHONE

- Know your location: Be ready to describe your surroundings. Look for addresses, landmarks and buildings that may help identify your location.
- Call 9-1-1 if there is immediate risk to someone's life or property.
- Don't hang up, stay on the line
- Call 1-888-310-1122 for non-life-threatening incidents that require police attention
- TTY 1-888-310-1133, or Agent 511 for registered subscribers (for the Deaf, Hard of Hearing and Speech Impaired)

## PROVIDE AN ANONYMOUS TIP

- Call Crime Stoppers at 1-800-222-8477 (TIPS)
- Visit [www.crimestoppers.ca](http://www.crimestoppers.ca)

## SPEAK WITH AN OFFICER FOR ALL OTHER MATTERS

To arrange to meet an officer at a detachment, go to [www.opp.ca](http://www.opp.ca) to use the Local Detachment Finder and follow the prompts.

## REPORT AN INCIDENT ONLINE

You have the option to report select occurrences to police from the convenience of a computer.

Visit [www.opp.ca/reporting](http://www.opp.ca/reporting) to use the Citizen Self Reporting system. Specific incidents can be reported online without attending a detachment or waiting for an officer.

You can use this system to report:

- Theft Under \$5,000
- Mischief / Damage to Property Under \$5,000
- Mischief / Damage to Vehicle Under \$5,000
- Theft from Vehicle Under \$5,000
- Lost / Missing Property Under \$5,000 including a licence plate(s) or validation sticker(s)
- Theft of any type of gasoline from a gas station
- Driving Complaints
- Theft from Vehicle Under \$5,000
- Lost / Missing Property Under \$5,000 including a licence plate(s) or validation sticker(s)
- Theft of any type of gasoline from a gas station
- Driving Complaints

**Do not use this system if this is an emergency! If it is, call 9-1-1.**

**9-1-1 is for police, fire or medical emergencies only.**

Accidental, hang-up or abuse of 9-1-1 calls tie up emergency lines, communicators and officers which could result in the slower response to a real emergency, risking the safety of people who need urgent help.

## #KnowWhenToCall

If you've dialed 9-1-1 in error, stay on the line. Your call will be connected to police. Answer all questions asked by the communicator. This eliminates a lengthy follow up process that may lead to officers attending your location to ensure your safety.

**DETACHMENT BOARD  
ANNUAL REPORT**

**2024**

**NO NAME  
DETACHMENT**

123 Main St.  
NO NAME, Ontario  
555-232-5565



Follow us on

